


**Simulink®**

Modeling Guidelines for High-Integrity Systems



**MATLAB® & SIMULINK®**

R2022a



## How to Contact MathWorks



Latest news: [www.mathworks.com](http://www.mathworks.com)  
Sales and services: [www.mathworks.com/sales\\_and\\_services](http://www.mathworks.com/sales_and_services)  
User community: [www.mathworks.com/matlabcentral](http://www.mathworks.com/matlabcentral)  
Technical support: [www.mathworks.com/support/contact\\_us](http://www.mathworks.com/support/contact_us)



Phone: 508-647-7000



The MathWorks, Inc.  
1 Apple Hill Drive  
Natick, MA 01760-2098

### *Modeling Guidelines for High-Integrity Systems*

© COPYRIGHT 2009–2022 by The MathWorks, Inc.

The software described in this document is furnished under a license agreement. The software may be used or copied only under the terms of the license agreement. No part of this manual may be photocopied or reproduced in any form without prior written consent from The MathWorks, Inc.

FEDERAL ACQUISITION: This provision applies to all acquisitions of the Program and Documentation by, for, or through the federal government of the United States. By accepting delivery of the Program or Documentation, the government hereby agrees that this software or documentation qualifies as commercial computer software or commercial computer software documentation as such terms are used or defined in FAR 12.212, DFARS Part 227.72, and DFARS 252.227-7014. Accordingly, the terms and conditions of this Agreement and only those rights specified in this Agreement, shall pertain to and govern the use, modification, reproduction, release, performance, display, and disclosure of the Program and Documentation by the federal government (or other entity acquiring for or through the federal government) and shall supersede any conflicting contractual terms or conditions. If this License fails to meet the government's needs or is inconsistent in any respect with federal procurement law, the government agrees to return the Program and Documentation, unused, to The MathWorks, Inc.

### **Trademarks**

MATLAB and Simulink are registered trademarks of The MathWorks, Inc. See [www.mathworks.com/trademarks](http://www.mathworks.com/trademarks) for a list of additional trademarks. Other product or brand names may be trademarks or registered trademarks of their respective holders.

### **Patents**

MathWorks products are protected by one or more U.S. patents. Please see [www.mathworks.com/patents](http://www.mathworks.com/patents) for more information.

**Revision History**

September 2009	Online only	New for Version 1.0 (Release 2009b)
April 2010	Online only	Revised for Version 1.1 (Release 2010a)
September 2010	Online only	Revised for Version 1.2 (Release 2010b)
April 2011	Online only	Revised for Version 1.3 (Release 2011a)
September 2011	Online only	Revised for Version 1.4 (Release 2011b)
March 2012	Online only	Revised for Version 1.5 (Release 2012a)
September 2012	Online only	Revised for Version 1.6 (Release 2012b)
March 2013	Online only	Revised for Version 1.7 (Release 2013a)
September 2013	Online only	Revised for Version 1.8 (Release 2013b)
March 2014	Online only	Revised for Version 1.9 (Release 2014a)
October 2014	Online only	Revised for Version 1.10 (Release 2014b)
March 2015	Online only	Revised for Version 1.11 (Release 2015a)
September 2015	Online only	Revised for Version 1.12 (Release 2015b)
March 2016	Online only	Revised for Version 1.13 (Release 2016a)
September 2016	Online only	Revised for Version 1.14 (Release 2016b)
March 2017	Online only	Revised for Version 1.15 (Release 2017a)
September 2017	Online only	Revised for Version 1.16 (Release 2017b)
March 2018	Online only	Revised for Version 1.17 (Release 2018a)
September 2018	Online only	Revised for Version 1.18 (Release 2018b)
March 2019	Online only	Revised for Version 1.19 (Release 2019a)
September 2019	Online only	Revised for Version 1.20 (Release 2019b)
March 2020	Online only	Revised for Version 1.21 (Release 2020a)
September 2020	Online only	Revised for Version 1.22 (Release 2020b)
March 2021	Online only	Revised for Version 1.23 (Release 2021a)
September 2021	Online only	Revised for Version 1.24 (Release 2021b)
March 2022	Online only	Revised for Version 1.25 (Release 2022a)



<b>1</b>	<b>Introduction</b>	
	<b>Motivation</b> .....	<b>1-2</b>
	<b>Guideline Template</b> .....	<b>1-3</b>
	<b>Model Advisor Checks for High-Integrity Modeling Guidelines</b> .....	<b>1-4</b>

<b>2</b>	<b>Simulink Block Considerations</b>	
	<b>Math Operations</b> .....	<b>2-2</b>
	hisl_0001: Usage of Abs block .....	<b>2-2</b>
	hisl_0002: Usage of remainder and reciprocal operations .....	<b>2-3</b>
	hisl_0003: Usage of square root operations .....	<b>2-5</b>
	hisl_0028: Usage of Reciprocal Square Root blocks .....	<b>2-5</b>
	hisl_0004: Usage of natural logarithm and base 10 logarithm operations .....	<b>2-6</b>
	hisl_0005: Usage of Product blocks .....	<b>2-9</b>
	hisl_0029: Usage of Assignment blocks .....	<b>2-10</b>
	hisl_0066: Usage of Gain blocks .....	<b>2-12</b>
	hisl_0067: Protect against divide-by-zero calculations .....	<b>2-13</b>
	<b>Ports &amp; Subsystems</b> .....	<b>2-16</b>
	hisl_0006: Usage of While Iterator blocks .....	<b>2-16</b>
	hisl_0007: Usage of For Iterator or While Iterator subsystems .....	<b>2-17</b>
	hisl_0008: Usage of For Iterator Blocks .....	<b>2-17</b>
	hisl_0010: Usage of If blocks and If Action Subsystem blocks .....	<b>2-18</b>
	hisl_0011: Usage of Switch Case blocks and Action Subsystem blocks ...	<b>2-20</b>
	hisl_0012: Usage of conditionally executed subsystems .....	<b>2-21</b>
	hisl_0024: Inport interface definition .....	<b>2-21</b>
	hisl_0025: Design min/max specification of input interfaces .....	<b>2-22</b>
	hisl_0026: Design min/max specification of output interfaces .....	<b>2-23</b>
	<b>Signal Routing</b> .....	<b>2-24</b>
	hisl_0013: Usage of data store blocks .....	<b>2-24</b>
	hisl_0015: Usage of Merge blocks .....	<b>2-26</b>
	hisl_0021: Consistent vector indexing method .....	<b>2-28</b>
	hisl_0022: Data type selection for index signals .....	<b>2-29</b>
	hisl_0023: Verification of variant blocks .....	<b>2-30</b>
	hisl_0034: Usage of Signal Routing blocks .....	<b>2-30</b>

<b>Logic and Bit Operations</b> .....	<b>2-33</b>
hisl_0016: Usage of blocks that compute relational operators .....	<b>2-33</b>
hisl_0017: Usage of blocks that compute relational operators (2) .....	<b>2-35</b>
hisl_0018: Usage of Logical Operator block .....	<b>2-36</b>
hisl_0019: Usage of bitwise operations .....	<b>2-36</b>
<b>Lookup Table Blocks</b> .....	<b>2-38</b>
hisl_0033: Usage of Lookup Table blocks .....	<b>2-38</b>
hisl_0016: Usage of blocks that compute relational operators .....	<b>2-39</b>
hisl_0072: Usage of tunable parameters for referenced models .....	<b>2-41</b>
hisl_0073: Usage of bit-shift operations .....	<b>2-42</b>

## Stateflow Chart Considerations

### 3

<b>Chart Properties</b> .....	<b>3-2</b>
hisf_0001: State Machine Type .....	<b>3-2</b>
hisf_0002: User-specified state/transition execution order .....	<b>3-2</b>
hisf_0011: Stateflow debugging settings .....	<b>3-3</b>
<b>Chart Architecture</b> .....	<b>3-5</b>
hisf_0004: Protect against recursive function calls to improve code compliance .....	<b>3-5</b>
hisf_0007: Usage of junction conditions (maintaining mutual exclusion) ..	<b>3-6</b>
hisf_0013: Usage of transition paths (crossing parallel state boundaries) .....	<b>3-7</b>
hisf_0014: Usage of transition paths (passing through states) .....	<b>3-9</b>
hisf_0015: Strong data typing (casting variables and parameters in expressions) .....	<b>3-10</b>
hisf_0016: Stateflow port names .....	<b>3-11</b>
hisf_0017: Stateflow data object scoping .....	<b>3-12</b>

## MATLAB Function and MATLAB Code Considerations

### 4

<b>MATLAB Functions</b> .....	<b>4-2</b>
himl_0001: Usage of standardized MATLAB function headers .....	<b>4-2</b>
himl_0002: Strong data typing at MATLAB function boundaries .....	<b>4-3</b>
himl_0003: Complexity of user-defined MATLAB Functions .....	<b>4-5</b>
<b>MATLAB Code</b> .....	<b>4-7</b>
himl_0004: MATLAB Code Analyzer recommendations for code generation .....	<b>4-7</b>
himl_0006: MATLAB code if / elseif / else patterns .....	<b>4-9</b>
himl_0007: MATLAB code switch / case / otherwise patterns .....	<b>4-11</b>
himl_0008: MATLAB code relational operator data types .....	<b>4-13</b>
himl_0010: MATLAB code with logical operators and functions .....	<b>4-14</b>
himl_0012: Usage of MATLAB functions for code generation .....	<b>4-15</b>
himl_0013: Limitation of built-in MATLAB Function complexity .....	<b>4-15</b>

## Configuration Parameter Considerations

# 5

<b>Solver</b> .....	<b>5-2</b>
hisl_0040: Configuration Parameters > Solver > Simulation time .....	5-2
hisl_0041: Configuration Parameters > Solver > Solver options .....	5-2
hisl_0042: Configuration Parameters > Solver > Tasking and sample time options .....	5-3
 <b>Math and Data Types</b> .....	 <b>5-4</b>
hisl_0045: Configuration Parameters > Math and Data Types > Implement logic signals as Boolean data (vs. double) .....	5-4
hisl_0048: Configuration Parameters > Math and Data Types > Application lifespan (days) .....	5-4
 <b>Diagnostics</b> .....	 <b>5-6</b>
hisl_0036: Configuration Parameters > Diagnostics > Saving .....	5-6
hisl_0043: Configuration Parameters > Diagnostics > Solver .....	5-7
hisl_0044: Configuration Parameters > Diagnostics > Sample Time .....	5-8
hisl_0301: Configuration Parameters > Diagnostics > Compatibility .....	5-10
hisl_0302: Configuration Parameters > Diagnostics > Data Validity > Parameters .....	5-10
hisl_0303: Configuration Parameters > Diagnostics > Data Validity > Merge blocks .....	5-11
hisl_0304: Configuration Parameters > Diagnostics > Data Validity > Model initialization .....	5-11
hisl_0305: Configuration Parameters > Diagnostics > Data Validity > Debugging .....	5-12
hisl_0306: Configuration Parameters > Diagnostics > Connectivity > Signals .....	5-12
hisl_0307: Configuration Parameters > Diagnostics > Connectivity > Buses .....	5-13
hisl_0308: Configuration Parameters > Diagnostics > Connectivity > Function calls .....	5-13
hisl_0309: Configuration Parameters > Diagnostics > Type Conversion .....	5-14
hisl_0310: Configuration Parameters > Diagnostics > Model Referencing .....	5-15
hisl_0311: Configuration Parameters > Diagnostics > Stateflow .....	5-15
hisl_0314: Configuration Parameters > Diagnostics > Data Validity > Signals .....	5-16
 <b>Hardware Implementation</b> .....	 <b>5-18</b>
hisl_0071: Configuration Parameters > Hardware Implementation > Inconsistent hardware implementation settings .....	5-18
 <b>Model Referencing</b> .....	 <b>5-19</b>
hisl_0037: Configuration Parameters > Model Referencing .....	5-19

<b>Simulation Target</b> .....	<b>5-20</b>
hisl_0046: Configuration Parameters > Simulation Target > Block reduction .....	<b>5-20</b>
<b>Code Generation</b> .....	<b>5-21</b>
hisl_0052: Configuration Parameters > Code Generation > Optimization > Data initialization .....	<b>5-21</b>
hisl_0053: Configuration Parameters > Code Generation > Optimization > Remove code from floating-point to integer conversions that wraps out-of- range values .....	<b>5-22</b>
hisl_0054: Configuration Parameters > Code Generation > Optimization > Remove code that protects against division arithmetic exceptions ....	<b>5-23</b>
hisl_0056: Configuration Parameters > Code Generation > Optimization > Optimize using the specified minimum and maximum values .....	<b>5-23</b>
hisl_0038: Configuration Parameters > Code Generation > Comments ..	<b>5-24</b>
hisl_0039: Configuration Parameters > Code Generation > Interface ...	<b>5-25</b>
hisl_0047: Configuration Parameters > Code Generation > Code Style ..	<b>5-26</b>
hisl_0049: Configuration Parameters > Code Generation > Identifiers ..	<b>5-27</b>
hisl_0074: Configuration Parameters > Diagnostics > Modeling issues related to variants .....	<b>5-27</b>
hisl_0075: Usage of library links .....	<b>5-28</b>

## Naming Considerations

# 6

<b>Naming Considerations</b> .....	<b>6-2</b>
hisl_0031: Model file names .....	<b>6-2</b>
hisl_0032: Model object names .....	<b>6-3</b>

## MISRA C:2012 Compliance Considerations

# 7

<b>Modeling Style</b> .....	<b>7-2</b>
hisl_0032: Model object names .....	<b>7-2</b>
hisl_0061: Unique identifiers for clarity .....	<b>7-4</b>
hisl_0062: Global variables in graphical functions .....	<b>7-7</b>
<b>hisl_0063: Length of user-defined object names to improve MISRA C:2012 compliance</b> .....	<b>7-9</b>
<b>Block Usage</b> .....	<b>7-11</b>
hisl_0020: Blocks not recommended for MISRA C:2012 compliance ....	<b>7-11</b>
hisl_0101: Avoid operations that result in dead logic to improve code compliance .....	<b>7-12</b>
hisl_0102: Data type of loop control variables to improve MISRA C:2012 compliance .....	<b>7-14</b>



<b>Configuration Settings</b> .....	<b>7-15</b>
hisl_0060: Configuration parameters that improve MISRA C:2012 compliance .....	<b>7-15</b>
<b>Stateflow Chart Considerations</b> .....	<b>7-17</b>
hisf_0065: Type cast operations in Stateflow to improve code compliance .....	<b>7-17</b>
hisf_0211: Protect against use of unary operators in Stateflow Charts to improve code compliance .....	<b>7-17</b>

## **Requirements Considerations**

# 8

<b>Requirement Considerations</b> .....	<b>8-2</b>
hisl_0070: Placement of requirement links in a model .....	<b>8-2</b>



# Introduction

---

- “Motivation” on page 1-2
- “Guideline Template” on page 1-3
- “Model Advisor Checks for High-Integrity Modeling Guidelines” on page 1-4

## Motivation

MathWorks intends the guidelines for engineers developing models and generating code for high-integrity systems using Model-Based Design with MathWorks products. The guidelines provide recommendations for creating Simulink models that are complete, unambiguous, statically deterministic, robust, and verifiable. The guidelines focus on model settings, block usage, and block parameters that impact simulation behavior or code generated by the Embedded Coder® product.

These guidelines do not assume that you use a particular safety or certification standard. The guidelines reference some safety standards where applicable, including:

- DO-178C/DO-331, *Software Considerations in Airborne Systems and Equipment Certification*
- DO-254, *Design Assurance Guidance for Airborne Electronic Hardware*
- IEC 61508, *Functional Safety of Electrical/Electronic/Programmable Electronic Safety Related Systems*
- IEC 62304, *Medical Device Software – Software Life Cycle Processes*
- ISO 26262, *Road vehicles – Functional Safety*
- EN 50128/EN 50657, *Railway applications - Communication, Signalling and Processing Systems - Software for Railway Control and Protection Systems*
- ISO 25119, *Tractors And Machinery For Agriculture And Forestry – Safety-Related Parts Of Control Systems*
- MISRA C, *Use of the C Language in Critical Systems*

You can use the Model Advisor to support adhering to these guidelines. Each guideline lists the checks that are applicable to that guideline, or to parts of that guideline.

The guidelines do not address model style or development processes. For more information about creating models in a way that improves consistency, clarity, and readability, see the “MAB Modeling Guidelines” guidelines. Development process guidance and additional information for specific standards is available with the IEC Certification Kit (for ISO 26262 and IEC 61508) and DO Qualification Kit (for DO-178) products.

---

**Disclaimer** While adhering to the recommendations in the guidelines will reduce the risk that an error is introduced during development and not be detected, it is not a guarantee that the system being developed will be safe. Conversely, if some of the recommendations in the guidelines are not followed, it does not mean that the system being developed will be unsafe.

---

## Guideline Template

Guideline descriptions are documented, using the following template. Companies that want to create additional guidelines are encouraged to use the same template.

<b>ID: Title</b>	<i>XX_nnnn</i> : Title of the guideline (unique, short)
<b>Description</b>	Description of the guideline
<b>Prerequisites</b>	Links to guidelines that are prerequisites to this guideline (ID: Title)
<b>Notes</b>	Notes for using the guideline
<b>Rationale</b>	Rationale for providing the guideline
<b>Model Advisor Check</b>	Title of and link to the corresponding Model Advisor check, if a check exists
<b>References</b>	References to standards that apply to guideline
<b>See Also</b>	Links to additional information
<b>Last Changed</b>	Version number of last change
<b>Examples</b>	Guideline examples

## Model Advisor Checks for High-Integrity Modeling Guidelines

The Simulink Check Model Advisor provides High-Integrity System Modelling checks that you can use to verify compliance with safety standards, including:

- DO-178C / DO-331
- IEC 61508
- IEC 62304
- ISO 26262
- EN 50128 (and EN 50657)
- “ISO 25119 Standard” (Embedded Coder)

The high-integrity guidelines and their corresponding checks are summarized in the table. For the guidelines that do not have Model Advisor checks, it is not possible to automate checking of the guideline. Guidelines without a corresponding check are noted as not applicable.

To check compliance with High Integrity System Model standards, run the high-integrity checks from these Model Advisor folders:

- **By Task > Modeling Standards for DO-178C/DO-331 > High-Integrity Systems**
- **By Task > Modeling Standards for IEC 61508 > High-Integrity Systems**
- **By Task > Modeling Standards for IEC 62304 > High-Integrity Systems**
- **By Task > Modeling Standards for EN 50128/EN 50657 > High-Integrity Systems**
- **By Task > Modeling Standards for ISO 26262 > High-Integrity Systems**
- **By Task > Modeling Standards for ISO 25119 > High-Integrity Systems**

For information on using the Model Advisor, see “Run Model Advisor Checks”.

High-Integrity Modeling Guideline	Model Advisor Checks
“hisl_0001: Usage of Abs block” on page 2-2	“Check usage of Abs blocks” (Simulink Check)
“hisl_0002: Usage of remainder and reciprocal operations” on page 2-3	“Check usage of remainder and reciprocal operations” (Simulink Check)
“hisl_0003: Usage of square root operations” on page 2-5	“Check usage of square root operations” (Simulink Check)
“hisl_0004: Usage of natural logarithm and base 10 logarithm operations” on page 2-6	“Check usage of log and log10 operations” (Simulink Check)
“hisl_0005: Usage of Product blocks” on page 2-9	<i>Not checkable</i>
“hisl_0006: Usage of While Iterator blocks” on page 2-16	“Check usage of While Iterator blocks” (Simulink Check)
“hisl_0007: Usage of For Iterator or While Iterator subsystems” on page 2-17	“Check usage of For and While Iterator subsystems” (Simulink Check)

High-Integrity Modeling Guideline	Model Advisor Checks
"hisl_0008: Usage of For Iterator Blocks" on page 2-17	"Check usage of For Iterator blocks" (Simulink Check)
"hisl_0010: Usage of If blocks and If Action Subsystem blocks" on page 2-18	"Check usage of If blocks and If Action Subsystem blocks" (Simulink Check)
"hisl_0011: Usage of Switch Case blocks and Action Subsystem blocks" on page 2-20	"Check usage of Switch Case blocks and Switch Case Action Subsystem blocks" (Simulink Check)
"hisl_0012: Usage of conditionally executed subsystems" on page 2-21	"Check usage of conditionally executed subsystems" (Simulink Check)
"hisl_0013: Usage of data store blocks" on page 2-24	"Check safety-related diagnostic settings for data store memory" (Simulink Check)
"hisl_0015: Usage of Merge blocks" on page 2-26	"Check usage of Merge blocks" (Simulink Check)
"hisl_0016: Usage of blocks that compute relational operators" on page 2-33	"Check relational comparisons on floating-point signals" (Simulink Check)
"hisl_0017: Usage of blocks that compute relational operators (2)" on page 2-35	"Check usage of Relational Operator blocks" (Simulink Check)
"hisl_0018: Usage of Logical Operator block" on page 2-36	"Check usage of Logical Operator blocks" (Simulink Check)
"hisl_0019: Usage of bitwise operations" on page 2-36	"Check usage of bit operation blocks" (Simulink Check)
"hisl_0020: Blocks not recommended for MISRA C:2012 compliance" on page 7-11	"Check for blocks not recommended for C/C++ production code deployment" (Simulink Check) "Check for blocks not recommended for MISRA C:2012" (Simulink Check)
"hisl_0021: Consistent vector indexing method" on page 2-28	"Check for inconsistent vector indexing methods" (Simulink Check)
"hisl_0022: Data type selection for index signals" on page 2-29	"Check data types for blocks with index signals" (Simulink Check)
"hisl_0023: Verification of variant blocks" on page 2-30	"Check usage of variant blocks" (Simulink Check)
"hisl_0024: Inport interface definition" on page 2-21	"Check for root Inports with missing properties" (Simulink Check)
"hisl_0025: Design min/max specification of input interfaces" on page 2-22	"Check for root Inports with missing range definitions" (Simulink Check)
"hisl_0026: Design min/max specification of output interfaces" on page 2-23	"Check for root Outports with missing range definitions" (Simulink Check)

<b>High-Integrity Modeling Guideline</b>	<b>Model Advisor Checks</b>
"hisl_0028: Usage of Reciprocal Square Root blocks" on page 2-5	"Check usage of Reciprocal Sqrt blocks" (Simulink Check)
"hisl_0029: Usage of Assignment blocks" on page 2-10	"Check usage of Assignment blocks" (Simulink Check)
"hisl_0031: Model file names" on page 6-2	"Check model file name" (Simulink Check)
"hisl_0032: Model object names" on page 6-3	"Check model object names" (Simulink Check)
"hisl_0033: Usage of Lookup Table blocks" on page 2-38	"Check usage of lookup table blocks" (Simulink Check)
"hisl_0034: Usage of Signal Routing blocks" on page 2-30	"Check usage of Signal Routing blocks" (Simulink Check)
"hisl_0036: Configuration Parameters > Diagnostics > Saving" on page 5-6	"Check safety-related diagnostic settings for saving" (Simulink Check)
"hisl_0037: Configuration Parameters > Model Referencing" on page 5-19	"Check safety-related model referencing settings" (Simulink Check)
"hisl_0038: Configuration Parameters > Code Generation > Comments" on page 5-24	"Check safety-related code generation settings for comments" (Simulink Check)
"hisl_0039: Configuration Parameters > Code Generation > Interface" on page 5-25	"Check safety-related code generation interface settings" (Simulink Check)
"hisl_0040: Configuration Parameters > Solver > Simulation time" on page 5-2	"Check safety-related solver settings for simulation time" (Simulink Check)
"hisl_0041: Configuration Parameters > Solver > Solver options" on page 5-2	"Check safety-related solver settings for solver options" (Simulink Check)
"hisl_0042: Configuration Parameters > Solver > Tasking and sample time options" on page 5-3	"Check safety-related solver settings for tasking and sample-time" (Simulink Check)
"hisl_0043: Configuration Parameters > Diagnostics > Solver" on page 5-7	"Check safety-related diagnostic settings for solvers" (Simulink Check)
"hisl_0044: Configuration Parameters > Diagnostics > Sample Time" on page 5-8	"Check safety-related diagnostic settings for sample time" (Simulink Check)
"hisl_0045: Configuration Parameters > Math and Data Types > Implement logic signals as Boolean data (vs. double)" on page 5-4	"Check safety-related optimization settings for logic signals" (Simulink Check)



High-Integrity Modeling Guideline	Model Advisor Checks
"hisl_0046: Configuration Parameters > Simulation Target > Block reduction" on page 5-20	"Check safety-related block reduction optimization settings" (Simulink Check)
"hisl_0047: Configuration Parameters > Code Generation > Code Style" on page 5-26	"Check safety-related code generation settings for code style" (Simulink Check)
"hisl_0048: Configuration Parameters > Math and Data Types > Application lifespan (days)" on page 5-4	"Check safety-related optimization settings for application lifespan" (Simulink Check)
"hisl_0049: Configuration Parameters > Code Generation > Identifiers" on page 5-27	"Check safety-related code generation identifier settings" (Simulink Check)
"hisl_0052: Configuration Parameters > Code Generation > Optimization > Data initialization" on page 5-21	"Check safety-related optimization settings for data initialization" (Simulink Check)
"hisl_0053: Configuration Parameters > Code Generation > Optimization > Remove code from floating-point to integer conversions that wraps out-of-range values" on page 5-22	"Check safety-related optimization settings for data type conversions" (Simulink Check)
"hisl_0054: Configuration Parameters > Code Generation > Optimization > Remove code that protects against division arithmetic exceptions" on page 5-23	"Check safety-related optimization settings for division arithmetic exceptions" (Simulink Check)
"hisl_0056: Configuration Parameters > Code Generation > Optimization > Optimize using the specified minimum and maximum values" on page 5-23	"Check safety-related optimization settings for specified minimum and maximum values" (Simulink Check)
"hisl_0060: Configuration parameters that improve MISRA C:2012 compliance" on page 7-15	"Check configuration parameters for MISRA C:2012" (Simulink Check)
"hisl_0061: Unique identifiers for clarity" on page 7-4	"Check Stateflow charts for uniquely defined data objects" (Simulink Check)
"hisl_0062: Global variables in graphical functions" on page 7-7	"Check global variables in graphical functions" (Simulink Check)
"hisl_0063: Length of user-defined object names to improve MISRA C:2012 compliance" on page 7-9	"Check for length of user-defined object names" (Simulink Check)
"hisl_0066: Usage of Gain blocks" on page 2-12	"Check usage of Gain blocks" (Simulink Check)
"hisl_0067: Protect against divide-by-zero calculations" on page 2-13	"Check for divide-by-zero calculations" (Simulink Check)
"hisl_0070: Placement of requirement links in a model" on page 8-2	"Check for model elements that do not link to requirements" (Simulink Check)

High-Integrity Modeling Guideline	Model Advisor Checks
"hisl_0071: Configuration Parameters > Hardware Implementation > Inconsistent hardware implementation settings" on page 5-18	"Check safety-related settings for hardware implementation" (Simulink Check)
"hisl_0072: Usage of tunable parameters for referenced models" on page 2-41	"Check for parameter tunability ignored for referenced models" (Simulink Check)
"hisl_0073: Usage of bit-shift operations" on page 2-42	"Check usage of bit-shift operations" (Simulink Check)
"hisl_0074: Configuration Parameters > Diagnostics > Modeling issues related to variants" on page 5-27	"Check safety-related diagnostic settings for variants" (Simulink Check)
"hisl_0101: Avoid operations that result in dead logic to improve code compliance" on page 7-12	<i>Not checkable</i>
"hisl_0102: Data type of loop control variables to improve MISRA C:2012 compliance" on page 7-14	"Check data type of loop control variables" (Simulink Check)
"hisl_0301: Configuration Parameters > Diagnostics > Compatibility" on page 5-10	"Check safety-related diagnostic settings for compatibility" (Simulink Check)
"hisl_0302: Configuration Parameters > Diagnostics > Data Validity > Parameters" on page 5-10	"Check safety-related diagnostic settings for parameters" (Simulink Check)
"hisl_0303: Configuration Parameters > Diagnostics > Data Validity > Merge blocks" on page 5-11	"Check safety-related diagnostic settings for Merge blocks" (Simulink Check)
"hisl_0304: Configuration Parameters > Diagnostics > Data Validity > Model initialization" on page 5-11	"Check safety-related diagnostic settings for model initialization" (Simulink Check)
"hisl_0305: Configuration Parameters > Diagnostics > Data Validity > Debugging" on page 5-12	"Check safety-related diagnostic settings for data used for debugging" (Simulink Check)
"hisl_0306: Configuration Parameters > Diagnostics > Connectivity > Signals" on page 5-12	"Check safety-related diagnostic settings for signal connectivity" (Simulink Check)
"hisl_0307: Configuration Parameters > Diagnostics > Connectivity > Buses" on page 5-13	"Check safety-related diagnostic settings for bus connectivity" (Simulink Check)
"hisl_0308: Configuration Parameters > Diagnostics > Connectivity > Function calls" on page 5-13	"Check safety-related diagnostic settings that apply to function-call connectivity" (Simulink Check)

High-Integrity Modeling Guideline	Model Advisor Checks
"hisl_0309: Configuration Parameters > Diagnostics > Type Conversion" on page 5-14	"Check safety-related diagnostic settings for type conversions" (Simulink Check)
"hisl_0310: Configuration Parameters > Diagnostics > Model Referencing" on page 5-15	"Check safety-related diagnostic settings for model referencing" (Simulink Check)
"hisl_0311: Configuration Parameters > Diagnostics > Stateflow" on page 5-15	"Check safety-related diagnostic settings for Stateflow" (Simulink Check)
"hisl_0314: Configuration Parameters > Diagnostics > Data Validity > Signals" on page 5-16	"Check safety-related diagnostic settings for signal data" (Simulink Check)
"hisf_0001: State Machine Type" on page 3-2	"Check state machine type of Stateflow charts" (Simulink Check)
"hisf_0002: User-specified state/transition execution order" on page 3-2	"Check Stateflow charts for ordering of states and transitions" (Simulink Check)
"hisf_0004: Protect against recursive function calls to improve code compliance" on page 3-5	"Check usage of recursions" (Simulink Check)
"hisf_0007: Usage of junction conditions (maintaining mutual exclusion)" on page 3-6	<i>Not checkable</i>
"hisf_0011: Stateflow debugging settings" on page 3-3	"Check Stateflow debugging options" (Simulink Check)
"hisf_0013: Usage of transition paths (crossing parallel state boundaries)" on page 3-7	"Check Stateflow charts for transition paths that cross parallel state boundaries" (Simulink Check)
"hisf_0014: Usage of transition paths (passing through states)" on page 3-9	"Check for inappropriate use of transition paths" (Simulink Check)
"hisf_0015: Strong data typing (casting variables and parameters in expressions)" on page 3-10	"Check Stateflow charts for strong data typing" (Simulink Check)
"hisf_0016: Stateflow port names" on page 3-11	"Check naming of ports in Stateflow charts" (Simulink Check)
"hisf_0017: Stateflow data object scoping" on page 3-12	"Check scoping of Stateflow data objects" (Simulink Check)
"hisf_0065: Type cast operations in Stateflow to improve code compliance" on page 7-17	"Check assignment operations in Stateflow Charts" (Simulink Check)

<b>High-Integrity Modeling Guideline</b>	<b>Model Advisor Checks</b>
"hisf_0211: Protect against use of unary operators in Stateflow Charts to improve code compliance" on page 7-17	"Check Stateflow charts for unary operators" (Simulink Check)
"himl_0001: Usage of standardized MATLAB function headers" on page 4-2	"Check usage of standardized MATLAB function headers" (Simulink Check)
"himl_0002: Strong data typing at MATLAB function boundaries" on page 4-3	"Check for MATLAB Function interfaces with inherited properties" (Simulink Check)
"himl_0003: Complexity of user-defined MATLAB Functions" on page 4-5	"Check MATLAB Function metrics" (Simulink Check)
"himl_0004: MATLAB Code Analyzer recommendations for code generation" on page 4-7	"Check MATLAB Code Analyzer messages" (Simulink Check)
"himl_0006: MATLAB code if / elseif / else patterns" on page 4-9	"Check if/elseif/else patterns in MATLAB Function blocks" (Simulink Check)
"himl_0007: MATLAB code switch / case / otherwise patterns" on page 4-11	"Check switch statements in MATLAB Function blocks" (Simulink Check)
"himl_0008: MATLAB code relational operator data types" on page 4-13	"Check usage of relational operators in MATLAB Function blocks" (Simulink Check)
"himl_0010: MATLAB code with logical operators and functions" on page 4-14	"Check usage of logical operators and functions in MATLAB Function blocks" (Simulink Check)
"himl_0011: Data type and size of condition expressions" on page 4-17	"Check type and size of condition expressions" (Simulink Check)
"himl_0012: Usage of MATLAB functions for code generation" on page 4-15	"Check MATLAB functions not supported for code generation" (Simulink Check)
"himl_0013: Limitation of built-in MATLAB Function complexity" on page 4-15	"Metrics for generated code complexity" (Simulink Check)

# Simulink Block Considerations

---

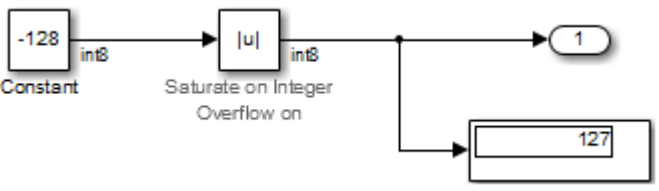
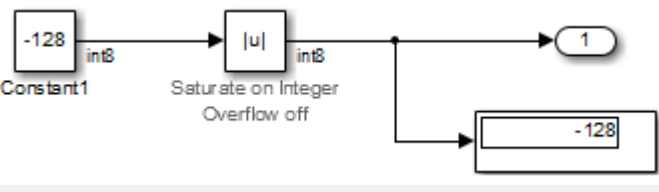
- “Math Operations” on page 2-2
- “Ports & Subsystems” on page 2-16
- “Signal Routing” on page 2-24
- “Logic and Bit Operations” on page 2-33
- “Lookup Table Blocks” on page 2-38

## Math Operations

In this section...
"hisl_0001: Usage of Abs block" on page 2-2
"hisl_0002: Usage of remainder and reciprocal operations" on page 2-3
"hisl_0003: Usage of square root operations" on page 2-5
"hisl_0028: Usage of Reciprocal Square Root blocks" on page 2-5
"hisl_0004: Usage of natural logarithm and base 10 logarithm operations" on page 2-6
"hisl_0005: Usage of Product blocks" on page 2-9
"hisl_0029: Usage of Assignment blocks" on page 2-10
"hisl_0066: Usage of Gain blocks" on page 2-12
"hisl_0067: Protect against divide-by-zero calculations" on page 2-13

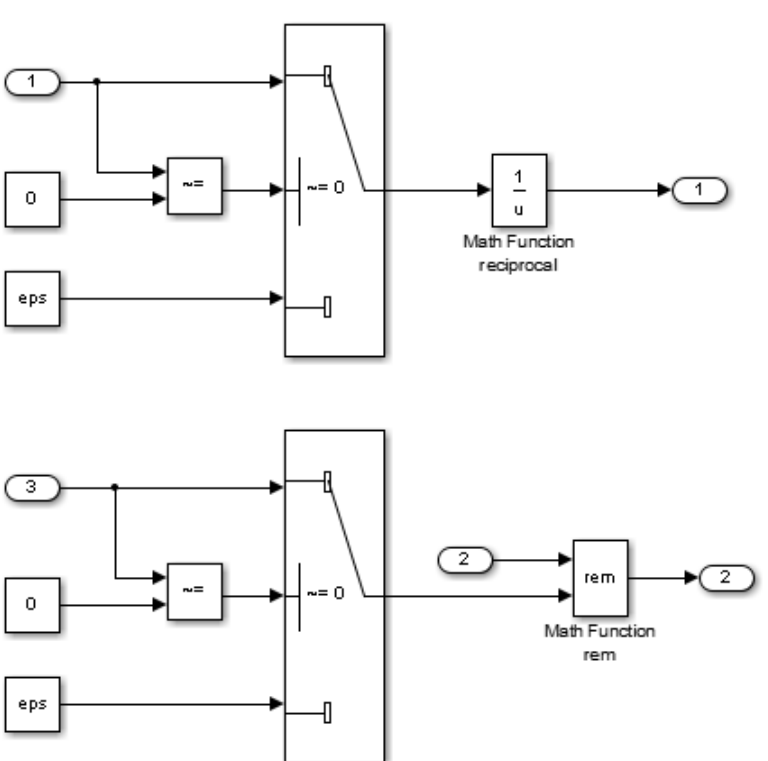
### hisl\_0001: Usage of Abs block

ID: Title	hisl_0001: Usage of Abs block	
Description	To support robustness of generated code, when using the Abs block,	
	A	Avoid Boolean and unsigned data types as inputs to the Abs block.
	B	Select block parameter <b>Saturate on integer overflow</b> .
Notes	<p>The Abs block does not support Boolean data types. Specifying an unsigned input data type, might optimize the Abs block out of the generated code, resulting in a block you cannot trace to the generated code.</p> <p>For signed data types, Simulink does not represent the absolute value of the most negative value. When you select <b>Saturate on integer overflow</b>, the absolute value of the data type saturates to the most positive representable value. When you clear <b>Saturate on integer overflow</b>, absolute value calculations in the simulation and generated code might not be consistent or expected.</p>	
Rationale	A	Support generation of traceable code.
	B	Achieve consistent and expected behavior of model simulation and generated code.
Model Advisor Checks	"Check usage of Abs blocks" (Simulink Check)	

ID: Title	hisl_0001: Usage of Abs block
References	<ul style="list-style-type: none"> <li>IEC 61508-3, Table A.3 (3) 'Language subset'</li> <li>IEC 61508-3, Table A.4 (3) 'Defensive programming'</li> <li>IEC 61508-3, Table A.3 (2) 'Strongly typed programming language'</li> <li>IEC 61508-3, Table B.8 (3) 'Control Flow Analysis'</li> <li>IEC 62304, 5.5.3 - Software Unit acceptance criteria</li> <li>ISO 26262-6, Table 1 (1b) 'Use of language subsets'</li> <li>ISO 26262-6, Table 1 (1d) 'Use of defensive implementation techniques'</li> <li>ISO 26262-6, Table 7 (1f) 'Control flow analysis'</li> <li>EN 50128, Table A.4 (11) 'Language Subset'</li> <li>EN 50128, Table A.3 (1) 'Defensive Programming'</li> <li>EN 50128, Table A.4 (8) 'Strongly Typed Programming Language'</li> <li>EN 50128, Table A.19 (3) 'Control Flow Analysis'</li> <li>DO-331, Section MB.6.3.2.d 'Low-level requirements are verifiable'</li> <li>DO-331, Section MB.6.3.2.g - 'Algorithms are accurate'</li> <li>MISRA C:2012, Dir 4.1</li> <li>INT32-C. Ensure that operations on signed integers do not result in overflow</li> </ul>
Last Changed	R2021b
Examples	 <p><b>Recommended</b></p>  <p><b>Not Recommended</b></p>

### hisl\_0002: Usage of remainder and reciprocal operations

ID: Title	hisl_0002: Usage of remainder and reciprocal operations	
Description	To support robustness of generated code, when using the Math Function block with remainder-after-division (rem) or reciprocal (reciprocal) operations:	
	A	Protect the input of the reciprocal function from going to zero.
	B	Protect the second input of the rem function from going to zero.

ID: Title	hisl_0002: Usage of remainder and reciprocal operations
Note	You can get a divide-by-zero operation, resulting in an infinite (Inf) output value for the reciprocal function, or a Not-a-Number (NaN) output value for the rem function. To avoid overflows or undefined values, protect the corresponding input from going to zero.
Rationale	Protect against overflows and undefined numerical results.
Model Advisor Checks	"Check usage of remainder and reciprocal operations" (Simulink Check)
References	<ul style="list-style-type: none"> <li>• IEC 61508-3, Table A.3 (3) 'Language subset'</li> <li>• IEC 61508-3, Table A.4 (3) 'Defensive programming'</li> <li>• IEC 62304, 5.5.3 - Software Unit acceptance criteria</li> <li>• ISO 26262-6, Table 1(b) 'Use of language subsets'</li> <li>• ISO 26262-6, Table 1(d) 'Use of defensive implementation techniques'</li> <li>• EN 50128, Table A.4 (11) 'Language Subset'</li> <li>• EN 50128, Table A.3 (1) 'Defensive Programming'</li> <li>• DO-331, Section MB.6.3.2.g 'Algorithms are accurate'</li> <li>• MISRA C:2012, Dir 4.1</li> <li>• INT33-C. Ensure that division and remainder operations do not result in divide-by-zero errors</li> </ul>
Last Changed	R2021b
Examples	<p>In the following example, when the input signal oscillates around zero, the output exhibits a large change in value. You need further protection against the large change in value.</p>  <p>The diagrams illustrate two scenarios where an input signal oscillates around zero. In the top diagram, the input signal '1' is fed into a 'Math Function reciprocal' block. A '0' input is compared against the signal using a '≠ 0' block. If the signal is zero, the output is set to a safe value (represented by a box with '1'). In the bottom diagram, the input signal '3' is fed into a 'Math Function rem' block. A '0' input is compared against the signal using a '≠ 0' block. If the signal is zero, the output is set to a safe value (represented by a box with '2').</p>



### hisl\_0003: Usage of square root operations

ID: Title	hisl_0003: Usage of square root operations	
Description	To support robustness of generated code, when using the Square Root operations, do one of the following:	
	A	Account for complex numbers as the output.
	B	Protect the input from going negative.
Rationale	Avoid undesirable results in generated code.	
Model Advisor Checks	"Check usage of square root operations" (Simulink Check)	
References	<ul style="list-style-type: none"> <li>IEC 61508-3, Table A.3 (3) 'Language subset'</li> <li>IEC 61508-3, Table A.4 (3) 'Defensive programming'</li> <li>IEC 62304, 5.5.3 - Software Unit acceptance criteria</li> <li>ISO 26262-6, Table 1(b) 'Use of language subsets'</li> <li>ISO 26262-6, Table 1(d) 'Use of defensive implementation techniques'</li> <li>EN 50128, Table A.4 (11) 'Language Subset'</li> <li>EN 50128, Table A.3 (1) 'Defensive Programming'</li> <li>DO-331, Section MB.6.3.2.g 'Algorithms are accurate'</li> <li>MISRA C:2012, Dir 4.1</li> </ul>	
Last Changed	R2021b	
Examples	<p>The top diagram shows a square root block with input -100 and output 2. Below the block is the text 'Output Data: Complex'. A display block shows '0 + 10i'.</p> <p>The bottom diagram shows an absolute value block followed by a square root block with input -100 and output 1. Below the square root block is the text 'Sqrt2'. A display block shows '10'.</p>	

### hisl\_0028: Usage of Reciprocal Square Root blocks

ID: Title	hisl_0028: Usage of Reciprocal Square Root blocks	
Description	To support robustness of generated code, when using the Reciprocal Square Root block, do one of the following:	
	A	Protect the input from going negative.
	B	Protect the input from going to zero.

ID: Title	<b>hisl_0028: Usage of Reciprocal Square Root blocks</b>	
Note	You can get a divide-by-zero operation, resulting in an (Inf) output value for the reciprocal function. To avoid overflows or undefined values, protect the corresponding input from going to zero.	
Rationale	A, B	Avoid undesirable results in generated code.
Model Advisor Checks	"Check usage of Reciprocal Sqrt blocks" (Simulink Check)	
References	<ul style="list-style-type: none"> <li>• IEC 61508-3, Table A.3 (3) 'Language subset'</li> <li>• IEC 61508-3, Table A.4 (3) 'Defensive programming'</li> <li>• IEC 62304, 5.5.3 - Software Unit acceptance criteria</li> <li>• ISO 26262-6, Table 1(b) 'Use of language subsets'</li> <li>• ISO 26262-6, Table 1(d) 'Use of defensive implementation techniques'</li> <li>• EN 50128, Table A.4 (11) 'Language Subset'</li> <li>• EN 50128, Table A.3 (1) 'Defensive Programming'</li> <li>• DO-331, Section MB.6.3.2.g 'Algorithms are accurate'</li> <li>• MISRA C:2012, Dir 4.1</li> <li>• INT33-C. Ensure that division and remainder operations do not result in divide-by-zero errors</li> </ul>	
Last Changed	R2021b	
Examples		

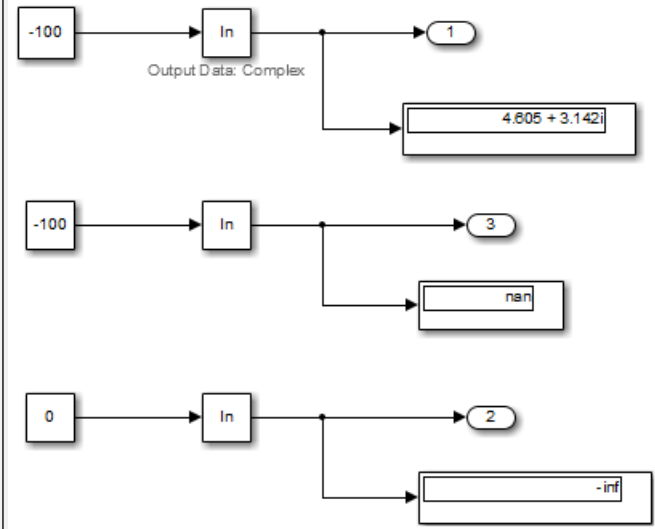
### hisl\_0004: Usage of natural logarithm and base 10 logarithm operations

ID: Title	<b>hisl_0004: Usage of natural logarithm and base 10 logarithm operations</b>	
Description	To support robustness of generated code, when using the math operations like natural logarithm (log) or base 10 logarithm (log10) :	
A	Protect the input from going negative.	
B	Protect the input from equaling zero.	

ID: Title	<b>hisl_0004: Usage of natural logarithm and base 10 logarithm operations</b>	
	C	Account for complex numbers as the output value.
Notes	If you set the output data type to complex, the natural logarithm and base 10 logarithm functions output complex values for negative input values. If you set the output data type to real, the functions output NAN for negative numbers, and minus infinity (- inf) for zero values.	
Rationale	A, B, C	Support generation of robust code.
Model Advisor Checks	"Check usage of log and log10 operations" (Simulink Check)	
References	<ul style="list-style-type: none"> <li>• IEC 61508-3, Table A.3 (3) 'Language subset'</li> <li>• IEC 61508-3, Table A.4 (3) 'Defensive programming'</li> <li>• IEC 62304, 5.5.3 - Software Unit acceptance criteria</li> <li>• ISO 26262-6, Table 1(b) 'Use of language subsets'</li> <li>• ISO 26262-6, Table 1(d) 'Use of defensive implementation techniques'</li> <li>• EN 50128, Table A.4 (11) 'Language Subset'</li> <li>• EN 50128, Table A.3 (1) 'Defensive Programming'</li> <li>• DO-331, Section MB.6.3.2.g 'Algorithms are accurate'</li> <li>• MISRA C:2012, Dir 4.1</li> <li>• INT33-C. Ensure that division and remainder operations do not result in divide-by-zero errors</li> </ul>	
Last Changed	R2021b	

**ID: Title** hisl\_0004: Usage of natural logarithm and base 10 logarithm operations

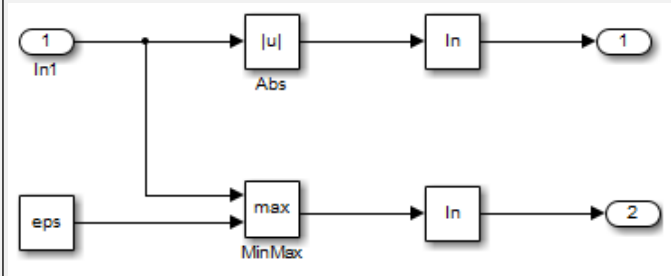
Examples

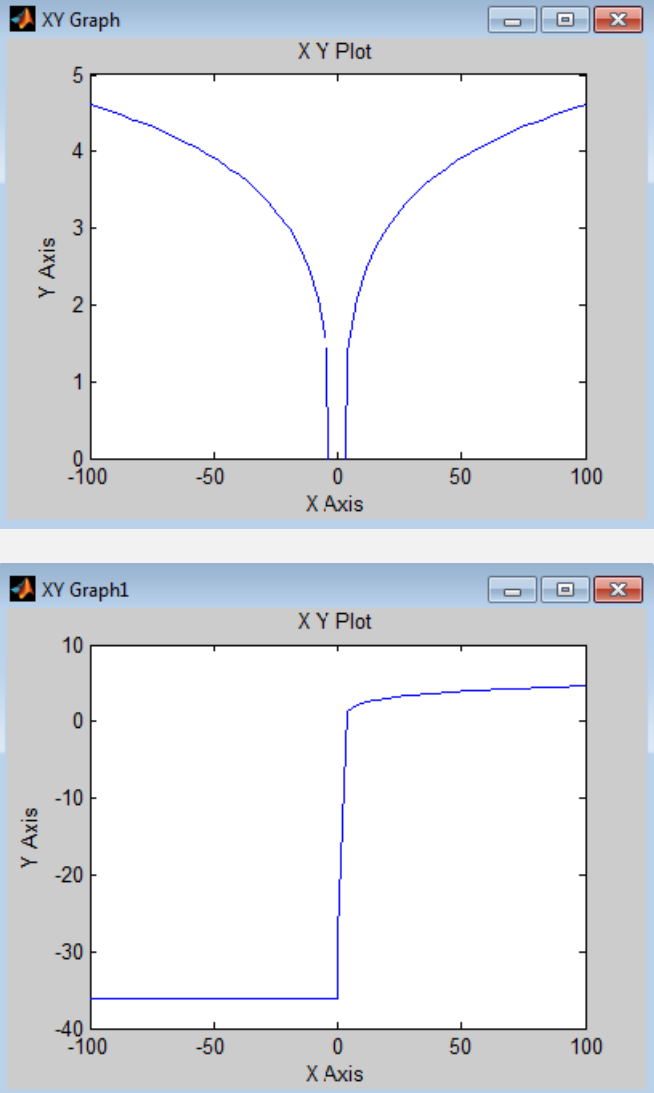


You can protect against:

- Negative numbers using an Abs block.
- Zero values using a combination of the MinMax block and a Constant block, with **Constant value** set to eps (epsilon).

The following example displays the resulting output for input values ranging from -100 to 100.



ID: Title	hisl_0004: Usage of natural logarithm and base 10 logarithm operations
	

### hisl\_0005: Usage of Product blocks

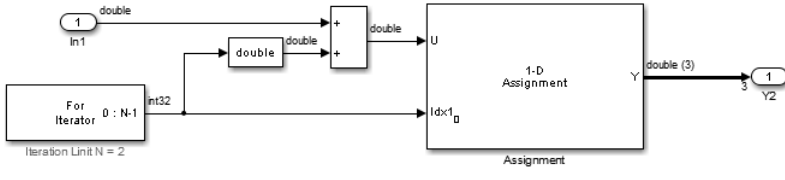
ID: Title	hisl_0005: Usage of Product blocks
Description	When the Product block parameter <b>Multiplication</b> is set to <code>Matrix(*)</code> , protect divisor inputs from becoming singular input matrices.
Notes	When using Product blocks to compute the inverse of a matrix, or a matrix division, you might get a divide by a singular matrix. This division results in a NaN output. To avoid overflows, protect divisor inputs from becoming singular input matrices.
Rationale	Protect against overflows and support robustness of generated code.
Model Advisor Checks	Adherence to this modeling guideline cannot be verified by using a Model Advisor check.

ID: Title	hisl_0005: Usage of Product blocks
References	<ul style="list-style-type: none"> <li>IEC 61508-3, Table A.3 (3) 'Language subset'</li> <li>IEC 61508-3, Table A.4 (3) 'Defensive programming'</li> <li>IEC 62304, 5.5.3 - Software Unit acceptance criteria</li> <li>ISO 26262-6, Table 1 (1b) 'Use of language subsets'</li> <li>ISO 26262-6, Table 1 (1d) 'Use of defensive implementation techniques'</li> <li>EN 50128, Table A.4 (11) 'Language Subset'</li> <li>EN 50128, Table A.3 (1) 'Defensive Programming'</li> <li>DO-331, Section MB.6.3.2.g 'Algorithms are accurate'</li> <li>MISRA C:2012, Dir 4.1</li> </ul>
Prerequisites	hisl_0314: Configuration Parameters > Diagnostics > Data Validity > Signals
Last Changed	R2021a

### hisl\_0029: Usage of Assignment blocks

ID: Title	hisl_0029: Usage of Assignment blocks
Description	To support robustness of generated code, when using the Assignment block, initialize array fields before their first use.
Notes	<p>If the output vector of the Assignment block is not initialized with an input to the block, elements of the vector might not be initialized in the generated code.</p> <p>When the Assignment block is used iteratively and all array field are assigned during one simulation time step, you do not need initialization input to the block.</p> <p>Accessing uninitialized elements of block output can result in unexpected behavior.</p>
Rationale	Avoid undesirable results in generated code.
Model Advisor Checks	"Check usage of Assignment blocks" (Simulink Check)
References	<ul style="list-style-type: none"> <li>IEC 61508-3, Table A.3 (3) 'Language subset'</li> <li>IEC 61508-3, Table A.4 (3) 'Defensive programming'</li> <li>IEC 61508-3, Table A.3 (2) 'Strongly typed programming language'</li> <li>IEC 62304, 5.5.3 - Software Unit acceptance criteria</li> <li>ISO 26262-6, Table 1(b) 'Use of language subsets'</li> <li>ISO 26262-6, Table 1(d) 'Use of defensive implementation techniques'</li> <li>EN 50128, Table A.4 (11) 'Language Subset'</li> <li>EN 50128, Table A.3 (1) 'Defensive Programming'</li> <li>EN 50128, Table A.4 (8) 'Strongly Typed Programming Language'</li> <li>DO-331, Section MB.6.3.2.g - 'Algorithms are accurate'</li> <li>MISRA C:2012, Rule 9.1</li> <li>EXP33-C. Do not read uninitialized memory</li> </ul>
Last Changed	R2021b

ID: Title	hisl_0029: Usage of Assignment blocks
Examples	<div data-bbox="402 338 1203 514" data-label="Diagram"> </div> <div data-bbox="370 569 1084 982" data-label="Code-Block"> <pre> 31  /* Model step function */ 32  void Assignment1_step(void) 33  { 34      real T rtb_Assignment[2]; 35 36      /* Assignment: '&lt;Root&gt;/Assignment' incorporates: 37       * Constant: '&lt;Root&gt;/Constant' 38       * Inport: '&lt;Root&gt;/U3' 39       */ 40      rtb_Assignment[0] = Assignment1 U.U3; 41 42      /* Outport: '&lt;Root&gt;/Y2' */ 43      Assignment1 Y.Y2 = rtb_Assignment[1]; 44  } </pre> </div> <p data-bbox="358 1014 1435 1050"><b>Not Recommended: No initialization input Y0 when block is not used iteratively</b></p> <div data-bbox="418 1150 1138 1367" data-label="Diagram"> </div> <div data-bbox="370 1430 1198 1812" data-label="Code-Block"> <pre> /* Model step function */ 32  void Assignment2_step(void) 33  { 34      /* Assignment: '&lt;Root&gt;/Assignment' incorporates: 35       * Constant: '&lt;Root&gt;/Constant' 36       * Inport: '&lt;Root&gt;/In1' 37       * Inport: '&lt;Root&gt;/In2' 38       */ 39      Assignment2 Y.Y2[0] = 0.0; 40      Assignment2 Y.Y2[1] = 0.0; 41      Assignment2 Y.Y2[2] = 0.0; 42      Assignment2 Y.Y2[Assignment2 U.In2] = Assignment2 U.In1; 43  } </pre> </div> <p data-bbox="358 1843 1338 1879"><b>Recommended: Initialization input Y0 when block is not used iteratively</b></p>

ID: Title	hisl_0029: Usage of Assignment blocks
	 <pre data-bbox="365 577 1209 1008"> /* Model step function */ 32 void Assignment3_step(void) 33 { 34     int32 T s1_iter; 35 36     /* Outputs for Iterator SubSystem: '&lt;Root&gt;/For Iterator Subsystem' incorporates: 37      * ForIterator: '&lt;SI&gt;/For Iterator' 38      */ 39     for (s1_iter = 0; s1_iter &lt; 2; s1_iter++) { 40         /* Assignment: '&lt;SI&gt;/Assignment' incorporates: 41          * DataTypeConversion: '&lt;SI&gt;/Data Type Conversion' 42          * Inport: '&lt;Root&gt;/In1' 43          * Sum: '&lt;SI&gt;/Add' 44          */ 45         Assignment3_Y.Out1[s1_iter] = Assignment3_U.In1 + ((real T)s1_iter); 46     } 47 48     /* End of Outputs for SubSystem: '&lt;Root&gt;/For Iterator Subsystem' */ 49 } </pre> <p data-bbox="365 1039 1266 1071"><b>Recommended: Initialize array fields when block is used iteratively</b></p>

### hisl\_0066: Usage of Gain blocks

ID: Title	hisl_0066: Usage of Gain blocks
Description	To support traceability of generated code, the value of the Gain block must not resolve to 1.
Notes	<p>The code generation process can remove Gain values equal to 1 during optimization, resulting in model elements with no traceable code.</p> <p>An exception to this rule is setting the Gain value to a named parameter data object with a non-auto storage class.</p>
Rationale	Support the generation of traceable code.
Model Advisor Checks	"Check usage of Gain blocks" (Simulink Check)

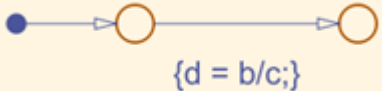
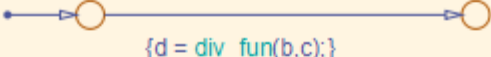
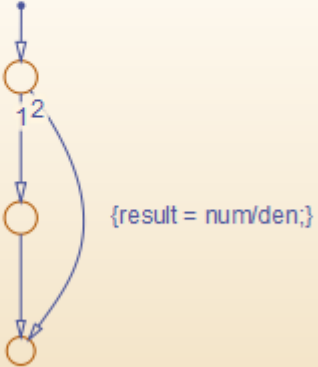


ID: Title	hisl_0066: Usage of Gain blocks
References	<ul style="list-style-type: none"> <li>• DO-331, Section MB 6.3.2.b 'Low-level requirements are accurate and consistent'</li> <li>• IEC 61508-3, Table A.3 (3) 'Language subset'</li> <li>• IEC 61508-3, Table A.4 (3) 'Defensive programming'</li> <li>• IEC 61508-3, Table B.8 (3) 'Control Flow Analysis'</li> <li>• IEC 62304, 5.5.3 - Software Unit acceptance criteria</li> <li>• ISO 26262-6, Table 1 (1b) 'Use of language subsets'</li> <li>• ISO 26262-6, Table 1 (1d) 'Use of defensive implementation techniques'</li> <li>• ISO 26262-6, Table 7 (1f) 'Control flow analysis'</li> <li>• EN 50128, Table A.4 (11) 'Language Subset'</li> <li>• EN 50128, Table A.3 (1) 'Defensive Programming'</li> <li>• EN 50128, Table A.19 (3) 'Control Flow Analysis'</li> </ul>
Last Changed	R2018a

### hisl\_0067: Protect against divide-by-zero calculations

ID: Title	hisl_0067: Protect against divide-by-zero calculations
Description	To support robustness of generated code, when performing divide operations, protect the divisor from going to zero.
Note	<p>To prove that division-by-zero is not possible, perform a static analysis of the model.</p> <p>If division-by-zero is possible, implement one of the following. Using more than one option can result in redundant protection operations:</p> <ul style="list-style-type: none"> <li>• Execute the divide-by-zero Model Advisor check</li> <li>• Modify the code generation process to use Code Replacement Libraries (CRLs)</li> <li>• For integer-based operations, clear configuration parameter <b>Remove code that protects against division arithmetic exceptions</b></li> </ul> <p>Using CRLs or clearing configuration parameter <b>Remove code that protects against division arithmetic exceptions</b> protects division operations against divide-by-zero operations. However, this action does introduce additional computational and memory overhead, as well as the potential to introduce unreachable code.</p>
Rationale	Improve code compliance of generated code
Model Advisor Checks	"Check for divide-by-zero calculations" (Simulink Check)

<b>ID: Title</b>	<b>hisl_0067: Protect against divide-by-zero calculations</b>
References	<ul style="list-style-type: none"> <li>• IEC 61508-3, Table A.3 (3) 'Language subset'</li> <li>IEC 61508-3, Table A.4 (3) 'Defensive programming'</li> <li>• IEC 62304, 5.5.3 - Software Unit acceptance criteria</li> <li>• ISO 26262-6, Table 1(b) 'Use of language subsets'</li> <li>ISO 26262-6, Table 1(d) 'Use of defensive implementation techniques'</li> <li>• EN 50128, Table A.4 (11) 'Language Subset'</li> <li>EN 50128, Table A.3 (1) 'Defensive Programming'</li> <li>• DO-331, Section MB.6.3.2.g 'Algorithms are accurate'</li> <li>• MISRA C:2012, Dir 4.1</li> </ul>
See Also	<ul style="list-style-type: none"> <li>• “What Is Code Replacement?” (Simulink Coder)</li> <li>• “Code Replacement Libraries” (Simulink Coder)</li> <li>• “hisl_0054: Configuration Parameters &gt; Code Generation &gt; Optimization &gt; Remove code that protects against division arithmetic exceptions” on page 5-23</li> </ul>
Last Changed	R2021a

ID: Title	hisl_0067: Protect against divide-by-zero calculations
Example	<p data-bbox="334 300 462 327"><b>Incorrect</b></p> <p data-bbox="334 354 1032 382">Division operation can result in a divide-by-zero scenario.</p> <div data-bbox="334 415 764 552" style="border: 1px solid black; padding: 5px; background-color: #fff9c4;">  <p data-bbox="526 499 656 533">{d = b/c;}</p> </div> <p data-bbox="334 585 440 613"><b>Correct</b></p> <p data-bbox="334 642 938 669">Graphical function to model divide-by-zero check.</p> <div data-bbox="334 703 932 819" style="border: 1px solid black; padding: 5px; background-color: #fff9c4;">  <p data-bbox="526 772 721 806">{d = div_fun(b,c);}</p> </div> <div data-bbox="345 842 919 1310" style="border: 1px solid black; padding: 10px; background-color: #fff9c4;"> <pre data-bbox="354 852 727 879">function result=div_fun(num, den)</pre>  </div>

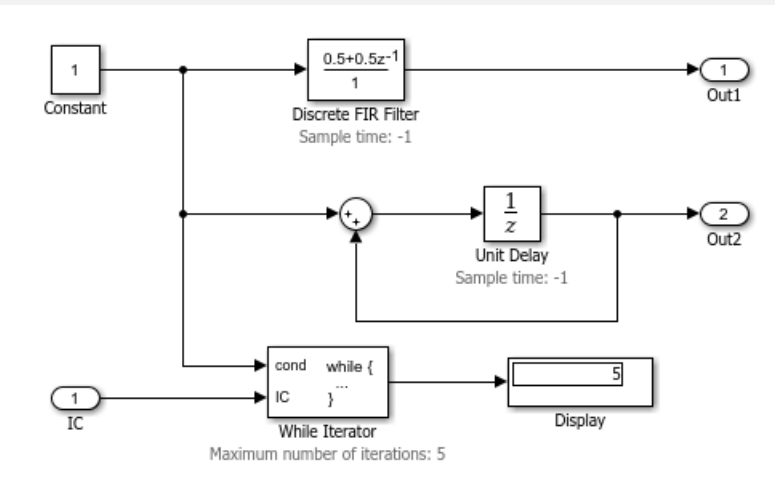
## Ports & Subsystems

In this section...
“hisl_0006: Usage of While Iterator blocks” on page 2-16
“hisl_0007: Usage of For Iterator or While Iterator subsystems” on page 2-17
“hisl_0008: Usage of For Iterator Blocks” on page 2-17
“hisl_0010: Usage of If blocks and If Action Subsystem blocks” on page 2-18
“hisl_0011: Usage of Switch Case blocks and Action Subsystem blocks” on page 2-20
“hisl_0012: Usage of conditionally executed subsystems” on page 2-21
“hisl_0024: Inport interface definition” on page 2-21
“hisl_0025: Design min/max specification of input interfaces” on page 2-22
“hisl_0026: Design min/max specification of output interfaces” on page 2-23

### hisl\_0006: Usage of While Iterator blocks

ID: Title	hisl_0006: Usage of While Iterator blocks
Description	To support bounded iterative behavior in the generated code when using the While Iterator block, set block parameter <b>Maximum number of iterations</b> to a positive integer value.
Note	<p>When you use While Iterator subsystems, set the maximum number of iterations. If you use an unlimited number of iterations, the generated code might include infinite loops, which lead to execution-time overruns.</p> <p>To observe the iteration value during simulation and determine whether the loop reaches the maximum number of iterations, select the While Iterator block parameter <b>Show iteration number port</b>. If the loop reaches the maximum number of iterations, verify the output values of the While Iterator block.</p>
Rationale	Support bounded iterative in the generated code.
Model Advisor Checks	“Check usage of While Iterator blocks” (Simulink Check)
References	<ul style="list-style-type: none"> <li>• DO-331, Section MB.6.3.2.g - 'Algorithms are accurate'</li> <li>• IEC 61508-3, Table A.3 (3) 'Language subset'</li> <li>• IEC 61508-3, Table A.4 (3) 'Defensive programming'</li> <li>• IEC 62304, 5.5.3 - Software Unit acceptance criteria</li> <li>• ISO 26262-6, Table 1 (1b) 'Use of language subsets'</li> <li>• ISO 26262-6, Table 1 (1d) 'Use of defensive implementation techniques'</li> <li>• EN 50128, Table A.4 (11) 'Language Subset'</li> <li>• EN 50128, Table A.3 (1) 'Defensive Programming'</li> <li>• MISRA C:2012, Rule 14.2</li> <li>• MISRA C:2012, Rule 16.4</li> <li>• MISRA C:2012, Dir 4.1</li> <li>• INT32-C. Ensure that operations on signed integers do not result in overflow</li> </ul>
Last Changed	R2021b

## hisl\_0007: Usage of For Iterator or While Iterator subsystems

ID: Title	hisl_0007: Usage of For Iterator or While Iterator subsystems
Description	To support unambiguous behavior, when using For Iterator Subsystem or While Iterator Subsystem, avoid using sample time-dependent blocks, such as integrators, filters, and transfer functions within the subsystems.
Rationale	Avoid ambiguous behavior from the subsystem.
Model Advisor Checks	"Check usage of For and While Iterator subsystems" (Simulink Check)
References	<ul style="list-style-type: none"> <li>DO-331, Section MB.6.3.2.g 'Algorithms are accurate'</li> <li>IEC 61508-3, Table A.3 (3) 'Language subset'</li> <li>IEC 61508-3, Table A.4 (3) 'Defensive programming'</li> <li>IEC 62304, 5.5.3 - Software Unit acceptance criteria</li> <li>ISO 26262-6, Table 1 (1b) 'Use of language subsets'</li> <li>ISO 26262-6, Table 1 (1d) 'Use of defensive implementation techniques'</li> <li>EN 50128, Table A.4 (11) 'Language Subset'</li> <li>EN 50128, Table A.3 (1) 'Defensive Programming'</li> <li>MISRA C:2012, Rule 14.2</li> <li>MISRA C:2012, Rule 16.4</li> <li>MISRA C:2012, Dir 4.1</li> </ul>
Last Changed	R2018b
Examples	<p>The following example causes a warning: the Discrete FIR Filter block is time-dependent and is in a For or While Iterator subsystem.</p> 

## hisl\_0008: Usage of For Iterator Blocks

ID: Title	hisl_0008: Usage of For Iterator blocks
Description	To support bounded iterative behavior in the generated code when using the For Iterator block, do one of the following:
A	Set block parameter <b>Iteration limit source</b> to <code>internal</code> .

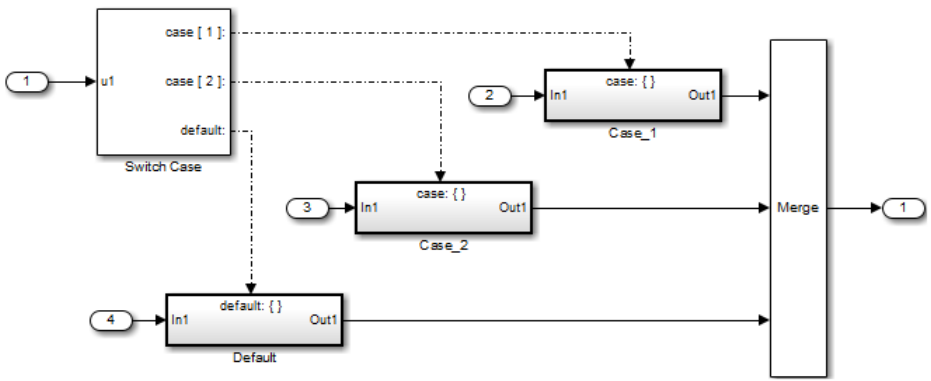
ID: Title	hisl_0008: Usage of For Iterator blocks	
	B	When <b>Iteration limit source</b> must be external, use a block that has a constant value. Options include Width, Probe, or Constant.
	C	Clear block parameters <b>Set next i (iteration variable) externally</b> .
	D	To observe the iteration value during simulation, select block parameter <b>Show iteration variable</b> .
Notes	When you use the For Iterator block, feed the loop control variable with fixed (nonvariable) values to get a predictable number of loop iterations. Otherwise, a loop can result in unpredictable execution times and, in the case of external iteration variables, infinite loops that can lead to execution-time overruns.	
Rationale	A, B, C, D	Support bounded iterative behavior in generated code.
Model Advisor Checks	"Check usage of For Iterator blocks" (Simulink Check)	
References	<ul style="list-style-type: none"> <li>• DO-331, Section MB.6.3.2.g - 'Algorithms are accurate'</li> <li>• IEC 61508-3, Table A.3 (3) 'Language subset'</li> <li>• IEC 61508-3, Table A.4 (3) 'Defensive programming'</li> <li>• IEC 62304, 5.5.3 - Software Unit acceptance criteria</li> <li>• ISO 26262-6, Table 1 (1b) 'Use of language subsets'</li> <li>• ISO 26262-6, Table 1 (1d) 'Use of defensive implementation techniques'</li> <li>• EN 50128, Table A.4 (11) 'Language Subset'</li> <li>• EN 50128, Table A.3 (1) 'Defensive Programming'</li> <li>• MISRA C:2012, Rule 14.2</li> <li>• MISRA C:2012, Rule 16.4</li> <li>• MISRA C:2012, Dir 4.1</li> </ul>	
Last Changed	R2016a	

### hisl\_0010: Usage of If blocks and If Action Subsystem blocks

ID: Title	hisl_0010: Usage of If blocks and If Action Subsystem blocks	
Description	To support verifiable generated code, when using the If block with nonempty Elseif expressions,	
	A	Select block parameter <b>Show else condition</b> .
	B	Connect the outports of the If block to If Action Subsystem blocks.
Prerequisites	"hisl_0016: Usage of blocks that compute relational operators" on page 2-33	
Notes	The combination of If and If Action Subsystem blocks enable conditional execution based on input conditions. When there is only an if branch, you do not need to include an else branch.	
Rationale	A, B	Support generation of verifiable code.
Model Advisor Checks	"Check usage of If blocks and If Action Subsystem blocks" (Simulink Check)	

ID: Title	hisl_0010: Usage of If blocks and If Action Subsystem blocks
References	<ul style="list-style-type: none"> <li>• DO-331, Section MB.6.3.2.d - 'Low-level requirements are verifiable'</li> <li>• DO-331 Section MB.6.3.2.b - Low-level requirements are accurate and consistent</li> <li>• IEC 61508-3, Table A.3 (3) 'Language subset'</li> <li>• IEC 61508-3, Table A.4 (3) 'Defensive programming'</li> <li>• IEC 62304, 5.5.3 - Software Unit acceptance criteria</li> <li>• ISO 26262-6, Table 1(b) 'Use of language subsets'</li> <li>• ISO 26262-6, Table 1(d) 'Use of defensive implementation techniques'</li> <li>• EN 50128, Table A.4 (11) 'Language Subset'</li> <li>• EN 50128, Table A.3 (1) 'Defensive Programming'</li> <li>• MISRA C:2012, Rule 14.2</li> <li>• MISRA C:2012, Rule 16.4</li> <li>• MISRA C:2012, Dir 4.1</li> </ul>
Last Changed	R2016b
Examples	<div data-bbox="414 798 1250 1144"> <p><b>Recommended: Elseif with Else</b></p> </div> <div data-bbox="414 1228 1250 1501"> <p><b>Not Recommended: No Else Path</b></p> </div> <div data-bbox="414 1585 1153 1795"> <p><b>Recommended: Only an If, no Else required</b></p> </div>

## hisl\_0011: Usage of Switch Case blocks and Action Subsystem blocks

ID: Title	hisl_0011: Usage of Switch Case blocks and Action Subsystem blocks	
Description	To support verifiable generated code, when using the Switch Case block:	
	A	Select block parameter <b>Show default case</b> .
	B	Connect the outputs of the Switch Case block to a Switch Case Action Subsystem block.
	C	Use an integer data type or an enumeration value for the inputs to Switch Case blocks.
Prerequisites	"hisl_0016: Usage of blocks that compute relational operators" on page 2-33	
Notes	The combination of Switch Case and If Action Subsystem blocks enable conditional execution based on input conditions. Provide a default path of execution in the form of a "Default" block.	
Rationale	A, B, C	Support generation of verifiable code.
Model Advisor Checks	"Check usage of Switch Case blocks and Switch Case Action Subsystem blocks" (Simulink Check)	
References	<ul style="list-style-type: none"> <li>• DO-331, Section MB.6.3.2.d - 'Low-level requirements are verifiable'</li> <li>• DO-331 Section MB.6.3.2.b - Low-level requirements are accurate and consistent</li> <li>• IEC 61508-3, Table A.3 (3) 'Language subset'</li> <li>• IEC 61508-3, Table A.4 (3) 'Defensive programming'</li> <li>• IEC 62304, 5.5.3 - Software Unit acceptance criteria</li> <li>• ISO 26262-6, Table 1(b) 'Use of language subsets'</li> <li>• ISO 26262-6, Table 1(d) 'Use of defensive implementation techniques'</li> <li>• EN 50128, Table A.4 (11) 'Language Subset'</li> <li>• EN 50128, Table A.3 (1) 'Defensive Programming'</li> <li>• MISRA C:2012, Rule 14.2</li> <li>• MISRA C:2012, Rule 16.4</li> <li>• MISRA C:2012, Dir 4.1</li> </ul>	
Last Changed	R2016b	
Examples	<p>The following graphic displays an example of providing a default path of execution using a "Default" block.</p> 	



## hisl\_0012: Usage of conditionally executed subsystems

ID: Title	hisl_0012: Usage of conditionally executed subsystems	
Description	To support unambiguous behavior, when using conditionally executed subsystems:	
	A	Specify inherited (-1) sample times for all blocks in the subsystem, except Constant. Constant blocks can use infinite ( <i>inf</i> ) sample time.
	B	If the subsystem is called asynchronously, avoid using sample time-dependent blocks, such as integrators, filters, and transfer functions, within the subsystem.
Rationale	A, B	Support unambiguous behavior.
Model Advisor Checks	"Check usage of conditionally executed subsystems" (Simulink Check)	
References	<ul style="list-style-type: none"> <li>IEC 61508-3, Table A.3 (3) 'Language subset'</li> <li>IEC 61508-3, Table A.4 (3) 'Defensive programming'</li> <li>IEC 62304, 5.5.3 - Software Unit acceptance criteria</li> <li>ISO 26262-6, Table 1(b) 'Use of language subsets'</li> <li>ISO 26262-6, Table 1(d) 'Use of defensive implementation techniques'</li> <li>EN 50128, Table A.4 (11) 'Language Subset'</li> <li>EN 50128, Table A.3 (1) 'Defensive Programming'</li> <li>DO-331, Sections MB.6.3.2.g 'Algorithms are accurate'</li> <li>DO-331, Section MB 6.3.2.b 'Low-level requirements are accurate and consistent'</li> </ul>	
Last Changed	R2018b	
Examples	When using discrete blocks, the behavior depends on the operation across multiple contiguous time steps. When the blocks are called intermittently, the results may not conform to your expectations.	

## hisl\_0024: Inport interface definition

ID: Title	hisl_0024: Inport interface definition	
Description	To support strong data typing and unambiguous behavior of the model and the generated code, for each root-level Inport block or Simulink signal object that explicitly resolves to the connected signal line, set the following parameters:	
	<ul style="list-style-type: none"> <li><b>Data type</b></li> <li><b>Port dimensions</b></li> <li><b>Sample time</b></li> </ul>	
Note	Using root-level Inport blocks without fully defined dimensions, sample times, or data type can lead to ambiguous simulation results. If you do not explicitly define these parameters, Simulink back-propagates dimensions, sample times, and data types from downstream blocks.	
Rationale	<ul style="list-style-type: none"> <li>Avoid unambiguous behavior.</li> <li>Support full specification of software interface.</li> </ul>	
Model Advisor Checks	"Check for root Inports with missing properties" (Simulink Check)	

ID: Title	hisl_0024: Inport interface definition
References	<ul style="list-style-type: none"> <li>• DO-331 Section MB.6.3.2.b 'Low-level requirements are accurate and consistent'</li> <li>• IEC 61508-3, Table B.9 (6) 'Fully defined interface'</li> <li>• IEC 62304, 5.5.3 - Software Unit acceptance criteria</li> <li>• ISO 26262-6, Table 1 (1a) - Enforcement of low complexity</li> <li>• ISO 26262-6, Table 1 (1c) - Enforcement of strong typing</li> <li>• ISO 26262-6, Table 1 (1f) - Use of unambiguous graphical representation</li> <li>• ISO 26262-6, Table 3 (1c) - Restricted size of interfaces</li> <li>• ISO 26262-6, Table 7 (1k) - Interface test</li> <li>• EN 50128, Table A.3 (19) 'Fully Defined Interface'</li> </ul>
Last Changed	R2017b

### hisl\_0025: Design min/max specification of input interfaces

ID: Title	hisl_0025: Design min/max specification of input interfaces
Description	Provide design min/max information for root-level Inport blocks to specify the input interface ranges.
Notes	<ul style="list-style-type: none"> <li>• Specifying the range of Inport blocks on the root level enables additional capabilities*Examples include: <ul style="list-style-type: none"> <li>• Detection of overflows through simulation range checking.</li> <li>• Code optimizations using Embedded Coder.</li> <li>• Design model verification using Simulink Design Verifier™.</li> <li>• Fixed-point autoscaling using Fixed-Point Designer™.</li> </ul> </li> <li>• Specified design ranges are used by Embedded Coder to optimize the generated code. To use these design ranges for optimization, select configuration parameter <b>Optimize using the specified minimum and maximum values</b>. This configuration parameter is applicable only when the <b>System target file</b> is an ERT-based target.</li> <li>• Ranges for bus-type Inport blocks are specified with the bus elements of the defining bus object. Simulink ignores range specifications provided directly at Inport blocks that are bus-type.</li> </ul>
Rationale	Support precise specification of the input interface.
Model Advisor Checks	"Check for root Inports with missing range definitions" (Simulink Check)
References	<ul style="list-style-type: none"> <li>• DO-331, Section MB.6.3.2.d - 'Low-level requirements are verifiable'</li> <li>• DO-331 Section MB.6.3.2.b 'Low-level requirements are accurate and consistent'</li> <li>• IEC 61508-3, Table B.9 (6) 'Fully defined interface'</li> <li>• IEC 62304, 5.5.3 - Software Unit acceptance criteria</li> <li>• ISO 26262-6, Table 1 (1c) - Enforcement of strong typing</li> <li>• ISO 26262-6, Table 7 (1e) - Formal verification</li> <li>• ISO 26262-6, Table 7 (1k) - Interface test</li> <li>• ISO 26262-6, Table 8 (1c) - Analysis of boundary values</li> <li>• EN 50128, Table A.1(11) - Software Interface Specifications</li> <li>• EN 50128 Table A.3 (19) 'Fully Defined Interface'</li> </ul>

<b>ID: Title</b>	<b>hisl_0025: Design min/max specification of input interfaces</b>
Last Changed	R2017b

a These capabilities leverage design range information for different purposes. For more information, refer to the documentation for the tools you intend to use.

## hisl\_0026: Design min/max specification of output interfaces

<b>ID: Title</b>	<b>hisl_0026: Design min/max specification of output interfaces</b>
Description	Provide design min/max information for root-level Outport blocks to specify the output interface ranges.
Notes	<ul style="list-style-type: none"> <li>Specifying the range of Outport blocks on the root level enables additional capabilities<sup>a</sup>Examples include: <ul style="list-style-type: none"> <li>Detection of overflows through simulation range checking.</li> <li>Code optimizations using Embedded Coder.</li> <li>Design model verification using Simulink Design Verifier.</li> <li>Fixed-point autoscaling using Fixed-Point Designer.</li> </ul> </li> <li>Specified design ranges are used by Embedded Coder to optimize the generated code. To set these design ranges, select configuration parameter <b>Optimize using the specified minimum and maximum values</b>. This configuration parameters is applicable only when the <b>System target file</b> is an ERT-based target.</li> <li>Ranges for bus-type Outport blocks are specified with the bus elements of the defining bus object. Simulink ignores range specifications provided directly at Outport blocks that are bus-type.</li> </ul>
Rationale	Support precise specification of the output interface.
Model Advisor Checks	"Check for root Outports with missing range definitions" (Simulink Check)
References	<ul style="list-style-type: none"> <li>DO-331, Section MB.6.3.2.d - 'Low-level requirements are verifiable'</li> <li>DO-331 Section MB.6.3.2.b 'Low-level requirements are accurate and consistent'</li> <li>IEC 61508-3, Table B.9 (6) 'Fully defined interface'</li> <li>IEC 62304, 5.5.3 - Software Unit acceptance criteria</li> <li>ISO 26262-6, Table 1 (1c) - Enforcement of strong typing</li> <li>ISO 26262-6, Table 7 (1e) - Formal verification</li> <li>ISO 26262-6, Table 7 (1k) - Interface test</li> <li>ISO 26262-6, Table 8 (1c) - Analysis of boundary values</li> <li>EN 50128, Table A.1(11) - Software Interface Specifications</li> <li>EN 50128 Table A.3 (19) 'Fully Defined Interface'</li> </ul>
Last Changed	R2017b

a These capabilities leverage design range information for different purposes. For more information, refer to the documentation for the tools you intend to use.

## Signal Routing

### In this section...

“hisl\_0013: Usage of data store blocks” on page 2-24

“hisl\_0015: Usage of Merge blocks” on page 2-26

“hisl\_0021: Consistent vector indexing method” on page 2-28

“hisl\_0022: Data type selection for index signals” on page 2-29

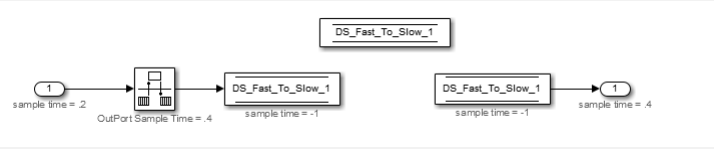


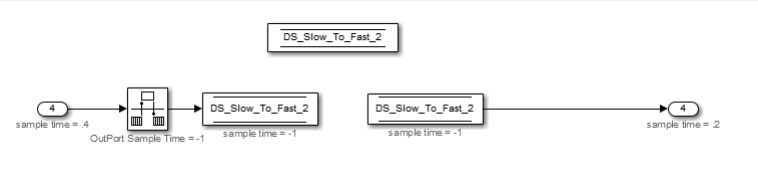
“hisl\_0023: Verification of variant blocks” on page 2-30

“hisl\_0034: Usage of Signal Routing blocks” on page 2-30

### hisl\_0013: Usage of data store blocks

ID: Title	hisl_0013: Usage of data store blocks
Description	<p>To support deterministic behavior across different sample times or models when using data store blocks, including Data Store Memory, Data Store Read, and Data Store Write:</p> <p>In the Configuration Parameters dialog, on the <b>Diagnostics &gt; Data Validity</b> pane, set these Data Store Memory parameters to error:</p> <ul style="list-style-type: none"> <li>• <b>Detect read before write</b></li> <li>• <b>Detect write after read</b></li> <li>• <b>Detect write after write</b></li> <li>• <b>Multitask data store</b></li> <li>• <b>Duplicate data store names</b></li> </ul>
Notes	<p>Using data store memory blocks can have significant impact on your software verification effort. Models and subsystems that use only inports and outports to pass data provide a directly traceable interface, simplifying the verification process.</p> <p>To provide deterministic data transfer between different rates and tasks, use Rate Transition blocks before Data Store Write blocks or after Data Store Read blocks.</p> <p>In addition to the diagnostics, you can more accurately detect data store memory access violations in your model using Simulink Design Verifier. To do this, on the <b>Design Verifier</b> tab, select <b>Settings</b>. In the Configuration Parameters dialog box, on the <b>Design Verifier &gt; Design Error Detection</b> pane, select <b>Data store access violations</b>. For more information, see “Detect Data Store Access Violations in a Model” (Simulink Design Verifier). A Simulink Design Verifier license is required.</p>
Rationale	<p>Support consistent data values across different sample times or models.</p> <p>Prevent unintended data corruption.</p>
Model Advisor Checks	“Check safety-related diagnostic settings for data store memory” (Simulink Check)

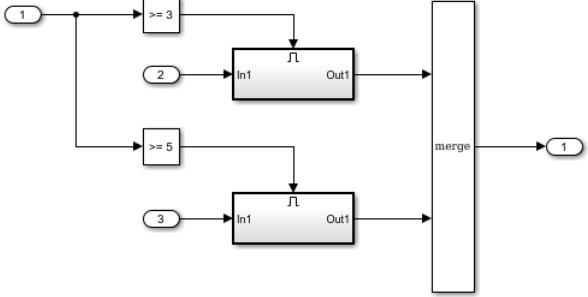
<b>ID: Title</b>	<b>hisl_0013: Usage of data store blocks</b>
References	<ul style="list-style-type: none"><li>• IEC 61508-3, Table A.3 (3) 'Language subset'</li><li>• IEC 61508-3, Table A.4 (3) 'Defensive programming'</li><li>• IEC 62304, 5.5.3 - Software Unit acceptance criteria</li><li>• ISO 26262-6, Table 1 (1b) 'Use of language subsets'</li><li>• ISO 26262-6, Table 1 (1d) 'Use of defensive implementation techniques'</li><li>• EN 50128, Table A.4 (11) 'Language Subset'</li><li>• EN 50128, Table A.3 (1) 'Defensive Programming'</li><li>• DO-331, Section MB.6.3.3.b 'Software architecture is consistent'</li></ul>
Last Changed	R2020b

ID: Title	hisl_0013: Usage of data store blocks
Examples	<p>The following examples use Rate Transition blocks to provide deterministic data transfer between different rates and tasks.</p> <p><b>For fast-to-slow transitions:</b></p> <p>Set the rate of the slow sample time on either the Rate Transition block or the Data Store Write block.</p>  <p>Do not place the Rate Transition block after the Data Store Read block.</p>  <p><b>For slow-to-fast transitions:</b></p> <p>If the Rate Transition block is after the Data Store Read block, specify the slow rate on the Data Store Read block.</p>  <p>If the Rate Transition block is before the Data Store Write block, use the inherited sample time for the blocks.</p> 

### hisl\_0015: Usage of Merge blocks

ID: Title	hisl_0015: Usage of Merge blocks	
Description	To support unambiguous behavior from Merge blocks,	
A		Use Merge blocks only with conditionally executed subsystems.
B		Specify execution of the conditionally executed subsystems such that only one subsystem executes during a time step.

ID: Title	<b>hisl_0015: Usage of Merge blocks</b>	
	C	Clear block parameter <b>Allow unequal port widths</b> .
	D	Set the Outport block parameter <b>Output when disabled</b> to held for each conditionally executed subsystem being merged.
Notes	<p>Simulink combines the inputs of the Merge block into a single output. The output value at any time is equal to the most recently computed output of the blocks that drive the Merge block. Therefore, the Merge block output is dependent upon the execution order of the input computations.</p> <p>To provide predictable behavior of the Merge block output, you must have mutual exclusion between the conditionally executed subsystems feeding a Merge block.</p> <p>Merge block parameter <b>Allow unequal port widths</b> is only available when configuration parameter <b>Underspecified initialization detection</b> is set to <b>Classic</b>.</p>	
Prerequisites	<p>hisl_0303: Configuration Parameters &gt; Diagnostics &gt; Merge block</p> <p>hisl_0304: Configuration Parameters &gt; Diagnostics &gt; Model initialization</p>	
Rationale	A, B, C, D	Avoid unambiguous behavior.
Model Advisor Checks	"Check usage of Merge blocks" (Simulink Check)	
References	<ul style="list-style-type: none"> <li>IEC 61508-3, Table A.3 (3) 'Language subset'</li> <li>IEC 61508-3, Table A.4 (3) 'Defensive programming'</li> <li>IEC 62304, 5.5.3 - Software Unit acceptance criteria</li> <li>ISO 26262-6, Table 1(b) 'Use of language subsets'</li> <li>ISO 26262-6, Table 1(d) 'Use of defensive implementation techniques'</li> <li>EN 50128, Table A.4 (11) 'Language Subset'</li> <li>EN 50128, Table A.3 (1) 'Defensive Programming'</li> <li>DO-331, Section MB.6.3.3.b 'Software architecture is consistent'</li> </ul>	
See Also	Merge block in the Simulink documentation	
Last Changed	R2018b	
Examples	<div style="text-align: center;"> <p>Recommended</p> </div> <p><b>Recommended</b></p>	

ID: Title	hisl_0015: Usage of Merge blocks
	<p data-bbox="414 310 527 331">Not Recommended</p>  <p data-bbox="414 682 657 703"><b>Not Recommended</b></p>

### hisl\_0021: Consistent vector indexing method

ID: Title	hisl_0021: Consistent vector indexing method	
Description	<p data-bbox="414 892 657 913">Within a model, use:</p> <p data-bbox="414 934 430 955">A</p> <p data-bbox="487 934 917 955">Consistent vector indexing method.</p> <p data-bbox="487 987 876 1018">Supports configurable indexing:</p> <ul data-bbox="487 1050 730 1249" style="list-style-type: none"> <li>• Assignment</li> <li>• For Iterator</li> <li>• Index Vector</li> <li>• Multiport Switch</li> <li>• Selector</li> </ul> <p data-bbox="487 1270 893 1302">Support only one-based indexing:</p> <ul data-bbox="487 1333 1153 1659" style="list-style-type: none"> <li>• Fcn (deprecated)</li> <li>• MATLAB Function</li> <li>• MATLAB System</li> <li>• State Transition Table</li> <li>• Test Sequence</li> <li>• Truth Table</li> <li>• Stateflow chart with MATLAB action language</li> <li>• Truth Table function with MATLAB action language</li> </ul> <p data-bbox="487 1680 917 1711">Supports only zero-based indexing:</p> <ul data-bbox="487 1743 1063 1816" style="list-style-type: none"> <li>• Stateflow chart with C action language</li> <li>• Truth Table function with C action language</li> </ul>	
Rationale	A	Reduce the risk of introducing errors due to inconsistent indexing.
Model Advisor Checks	“Check for inconsistent vector indexing methods” (Simulink Check)	



ID: Title	hisl_0021: Consistent vector indexing method
References	<ul style="list-style-type: none"> <li>IEC 61508-3, Table A.3 (3) 'Language subset'</li> <li>IEC 61508-3, Table A.4 (5) 'Design and coding standards'</li> <li>IEC 62304, 5.5.3 - Software Unit acceptance criteria</li> <li>ISO 26262-6, Table 1 (1b) 'Use of language subsets'</li> <li>ISO 26262-6, Table 1 (1e) 'Use of well-trusted design principles'</li> <li>ISO 26262-6, Table 1 (1f) 'Use of unambiguous graphical representation'</li> <li>ISO 26262-6, Table 1 (1g) 'Use of style guide'</li> <li>EN 50128, Table A.4 (11) 'Language Subset'</li> <li>EN 50128, Table A.12 (1) 'Coding Standard'</li> <li>DO-331, Section MB.6.3.2.b 'Low-level requirements are accurate and consistent'</li> </ul>
See Also	"cgsl_0101: Zero-based indexing"
Last Changed	R2019a

### hisl\_0022: Data type selection for index signals

ID: Title	hisl_0022: Data type selection for index signals
Description	For index signals, use:
	A      An integer or enumerated data type
	B      A data type that covers the range of indexed values.
	Blocks that use a signal index include: <ul style="list-style-type: none"> <li>Assignment</li> <li>Direct Lookup Table (n-D)</li> <li>Index Vector</li> <li>Interpolation Using Prelookup</li> <li>MATLAB® Function</li> <li>Multiport Switch</li> <li>Selector</li> <li>Stateflow® Chart</li> </ul>
Rationale	A      Prevent unexpected results that can occur with rounding operations for floating-point data types.
	B      Enable access to data in a vector.
Model Advisor Checks	"Check data types for blocks with index signals" (Simulink Check)

ID: Title	hisl_0022: Data type selection for index signals
References	<ul style="list-style-type: none"> <li>IEC 61508-3, Table A.3 (2) 'Strongly typed programming language'</li> <li>IEC 61508-3, Table A.4 (3) 'Defensive programming'</li> <li>IEC 62304, 5.5.3 - Software Unit acceptance criteria</li> <li>ISO 26262-6, Table 1 (1b) 'Use of language subsets'</li> <li>ISO 26262-6, Table 1 (1c) 'Enforcement of strong typing'</li> <li>ISO 26262-6, Table 1 (1d) 'Use of defensive implementation techniques'</li> <li>EN 50128, Table A.4 (8) 'Strongly Typed Programming Language'</li> <li>EN 50128, Table A.3 (1) 'Defensive Programming'</li> <li>DO-331, Section MB.6.3.2.g - 'Algorithms are accurate'</li> <li>FLP30-C. Do not use floating-point variables as loop counters</li> </ul>
Last Changed	R2021b

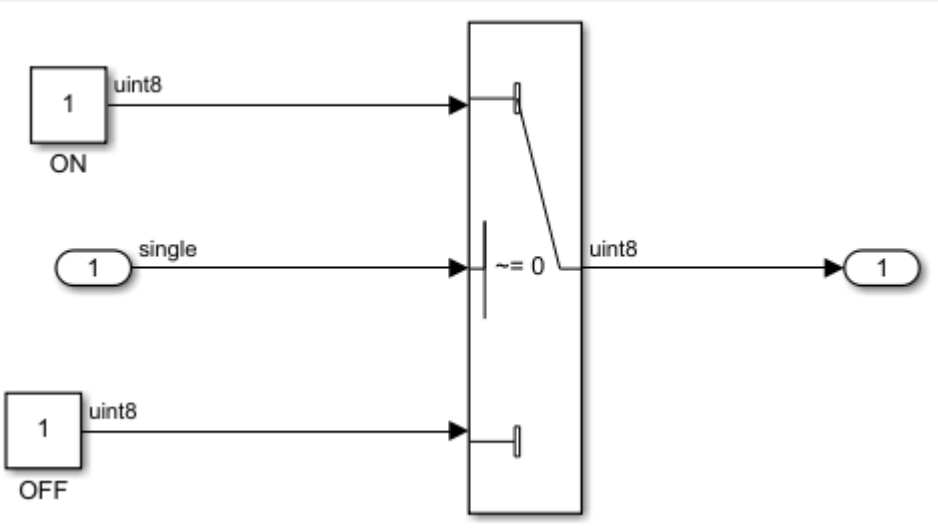
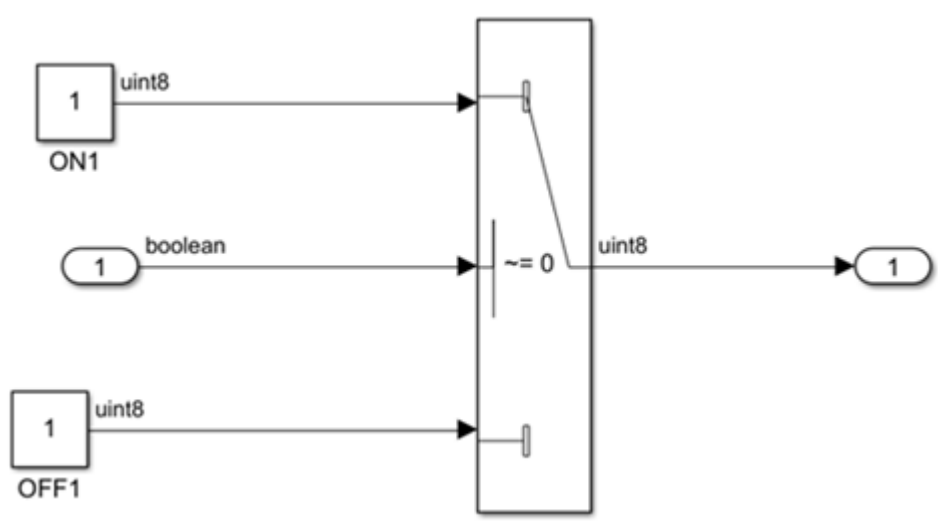
### hisl\_0023: Verification of variant blocks

ID: Title	hisl_0023: Verification of variant blocks
Description	When verifying that a model is consistent with generated code, do the following:
	A For each Variant block, set the <b>Variant activation time</b> to update diagram or update diagram analyze all choices.
Rationale	A Simplify consistency testing between the model and generated code by restricting the code base to a single variant.
Model Advisor Checks	"Check usage of variant blocks" (Simulink Check)
References	<ul style="list-style-type: none"> <li>DO-331, Section MB.6.3.3.b - Software architecture is consistent</li> <li>IEC 61508-3, Table A.4 (7) 'Use of trusted / verified software modules and components'</li> </ul>
Last Changed	R2021b
See Also	Variant Subsystem, Variant Model

### hisl\_0034: Usage of Signal Routing blocks

ID: Title	hisl_0034: Usage of Signal Routing blocks
Description	When using Switch blocks, avoid comparisons using the ~= operator on floating-point data types.
Note	Due to floating-point precision issues, do not test floating-point expressions for inequality (~=).
	When the model contains a Switch block computing a relational operator with the ~= operator, the inputs to the block must not be single, double, or any custom storage class that is a floating-point type. Change the data type of the input signals, or rework the model to eliminate using the ~= operator within Switch blocks.
Rationale	Improve model robustness.
Model Advisor Checks	"Check usage of Signal Routing blocks" (Simulink Check)

<b>ID: Title</b>	<b>hisl_0034: Usage of Signal Routing blocks</b>
References	<ul style="list-style-type: none"><li>• DO-331, Sections MB.6.3.2.g 'Algorithms are accurate'</li><li>• IEC 61508-3, Table A.3 (3) - 'Language subset' Table A.4 (3) - 'Defensive programming'</li><li>• IEC 62304, 5.5.3 - 'Software Unit acceptance criteria'</li><li>• ISO 26262-6, Table 1 (1b) - 'Use of language subsets' Table 1 (1d) - 'Use of defensive implementation techniques'</li><li>• EN 50128, Table A.4 (11) - 'Language Subset' Table A.3 (1) - 'Defensive Programming'</li><li>• MISRA C:2012, Dir 1.1</li></ul>
Last Changed	R2021a

ID: Title	hisl_0034: Usage of Signal Routing blocks
Examples	<p data-bbox="402 298 657 325"><b>Not Recommended</b></p>  <p data-bbox="402 919 600 947"><b>Recommended</b></p> 

## Logic and Bit Operations

### In this section...

“hisl\_0016: Usage of blocks that compute relational operators” on page 2-33

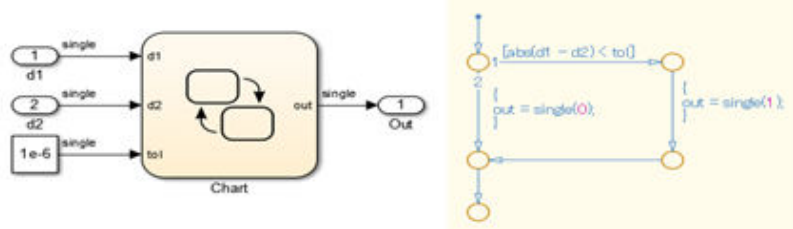
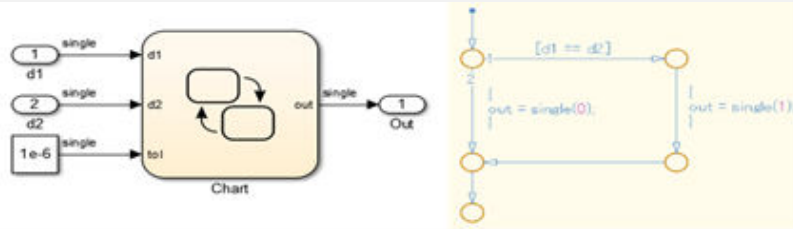
“hisl\_0017: Usage of blocks that compute relational operators (2)” on page 2-35

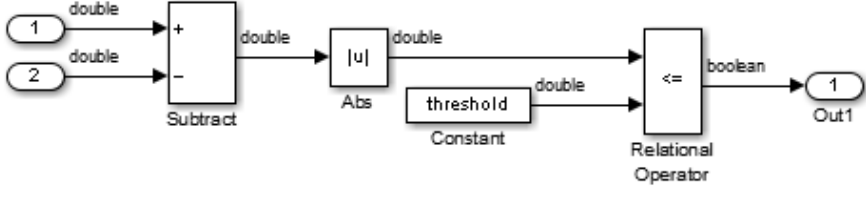
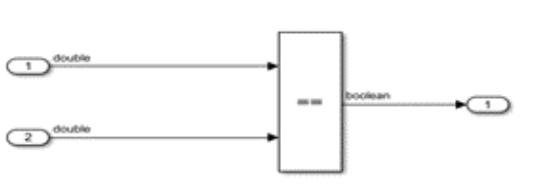
“hisl\_0018: Usage of Logical Operator block” on page 2-36

“hisl\_0019: Usage of bitwise operations” on page 2-36

### hisl\_0016: Usage of blocks that compute relational operators

ID: Title	hisl_0016: Usage of blocks that compute relational operators
Description	To support the robustness of the operations, avoid using the equality and inequality operators on floating-point data types.
Notes	Due to floating-point precision issues, do not test floating-point expressions for equality (==) or inequality (~=, !=).
Rationale	Improve model robustness and prevent unexpected results.
Model Advisor Checks	“Check relational comparisons on floating-point signals” (Simulink Check)
References	<ul style="list-style-type: none"> <li>• IEC 61508-3, Table A.3 (2) 'Strongly typed programming language'</li> <li style="padding-left: 20px;">IEC 61508-3, Table A.3 (3) 'Language subset'</li> <li style="padding-left: 20px;">IEC 61508-3, Table A.4 (3) 'Defensive programming'</li> <li>• IEC 62304, 5.5.3 - Software Unit acceptance criteria</li> <li>• ISO 26262-6, Table 1 (1b) 'Use of language subsets'</li> <li style="padding-left: 20px;">ISO 26262-6, Table 1 (1c) 'Enforcement of strong typing'</li> <li>• EN 50128, Table A.4 (11) 'Language Subset'</li> <li style="padding-left: 20px;">EN 50128, Table A.4 (8) 'Strongly Typed Programming Language'</li> <li style="padding-left: 20px;">EN 50128, Table A.3 (1) 'Defensive Programming'</li> <li>• DO-331, Section MB.6.3.1.g 'Algorithms are accurate'</li> <li style="padding-left: 20px;">DO-331, Section MB.6.3.2.g 'Algorithms are accurate'</li> <li>• MISRA C:2012, Dir 1.1</li> </ul>
See Also	“Relational Operations”
Last Changed	R2021b

ID: Title	hisl_0016: Usage of blocks that compute relational operators
Examples	<p><b>Ex: 1</b></p> <p><b>Example – Correct</b></p> <ul style="list-style-type: none"> <li>• <code>myDouble &gt; 0.99 &amp;&amp; myDouble &lt; 1.01; % test range</code></li> </ul> <p><b>Example – Incorrect</b></p> <ul style="list-style-type: none"> <li>• <code>myDouble == 1.0</code></li> <li>• <code>mySingle ~= 15.0</code></li> </ul> <p><b>Ex: 2</b></p> <p><b>Example – Correct</b></p> <p>Equality comparison operators are not used in floating-point operands.</p>  <p><b>Example – Incorrect</b></p> <p>Equality comparison operator <code>==</code> is used in floating-point operands.</p>  <p><b>Example – Correct</b></p> <p>To test whether two floating-point variables or expressions are equal, compare the difference of the two variables against a threshold that takes into account the floating-point relative accuracy (eps) and the magnitude of the numbers.</p> <p>The following pattern shows how to test two double-precision input signals, In1 and In2, for equality.</p>

ID: Title	hisl_0016: Usage of blocks that compute relational operators
	 <p><b>Example – InCorrect</b></p> <p>Equality comparison operator == is used in floating-point operands</p> 

### hisl\_0017: Usage of blocks that compute relational operators (2)

ID: Title	hisl_0017: Usage of blocks that compute relational operators (2)	
Description	To support unambiguous behavior in the generated code, when using blocks that compute relational operators, including Relational Operator, Compare To Constant, Compare to Zero, and Detect Change	
	A	Set block parameter <b>Output data type</b> to Boolean.
	B	For Relational Operator blocks, verify that input signals are of the same data type.
Rationale	A, B	Support generation of code that produces unambiguous behavior.
Model Advisor Checks	"Check usage of Relational Operator blocks" (Simulink Check)	
References	<ul style="list-style-type: none"> <li>IEC 61508-3, Table A.3 (2) 'Strongly typed programming language'</li> <li>IEC 61508-3, Table A.3 (3) 'Language subset'</li> <li>IEC 61508-3, Table A.4 (3) 'Defensive programming'</li> <li>IEC 62304, 5.5.3 - Software Unit acceptance criteria</li> <li>ISO 26262-6, Table 1 (1b) 'Use of language subsets'</li> <li>ISO 26262-6, Table 1 (1c) 'Enforcement of strong typing'</li> <li>EN 50128, Table A.4 (11) 'Language Subset'</li> <li>EN 50128, Table A.4 (8) 'Strongly Typed Programming Language'</li> <li>EN 50128, Table A.3 (1) 'Defensive Programming'</li> <li>DO-331, Section MB.6.3.2.g 'Algorithms are accurate'</li> <li>MISRA C:2012, Rule 10.1</li> </ul>	
See Also	"hisl_0016: Usage of blocks that compute relational operators" on page 2-33	
Last Changed	R2018a	

### hisl\_0018: Usage of Logical Operator block

ID: Title	hisl_0018: Usage of Logical Operator block	
Description	To support unambiguous behavior of generated code, when using the Logical Operator block,	
	A	Set block parameter <b>Output data type</b> to Boolean.
	B	Ensure input signals are of type Boolean.
Prerequisites	"hisl_0045: Configuration Parameters > Math and Data Types > Implement logic signals as Boolean data (vs. double)" on page 5-4	
Rationale	A, B	Avoid ambiguous behavior of generated code.
Model Advisor Checks	"Check usage of Logical Operator blocks" (Simulink Check)	
References	<ul style="list-style-type: none"> <li>• DO-331, Section MB.6.3.2.g 'Algorithms are accurate'</li> <li>• IEC 61508-3, Table A.3 (2) 'Strongly typed programming language'</li> <li>• IEC 61508-3, Table A.3 (3) 'Language subset'</li> <li>• IEC 61508-3, Table A.4 (3) 'Defensive programming'</li> <li>• IEC 62304, 5.5.3 - Software Unit acceptance criteria</li> <li>• ISO 26262-6, Table 1 (1b) 'Use of language subsets'</li> <li>• ISO 26262-6, Table 1 (1c) 'Enforcement of strong typing'</li> <li>• EN 50128, Table A.4 (11) 'Language Subset'</li> <li>• EN 50128, Table A.4 (8) 'Strongly Typed Programming Language'</li> <li>• EN 50128, Table A.3 (1) 'Defensive Programming'</li> <li>• MISRA C:2012, Directive 10.1</li> </ul>	
Last Changed	R2017b	

### hisl\_0019: Usage of bitwise operations

ID: Title	hisl_0019: Usage of bitwise operations	
Description	To support unambiguous behaviour, when using bitwise operations,	
	A	Avoid bitwise operations on signed integer data types.
Notes	Bitwise operations are not meaningful on signed integers due to unpredictable behaviour. For example, a shift operation might move the sign bit into the number, or a numeric bit into the sign bit.	
Rationale	A	Support unambiguous behavior of generated code.
Model Advisor Checks	"Check usage of bit operation blocks" (Simulink Check)	



ID: Title	<b>hisl_0019: Usage of bitwise operations</b>
References	<ul style="list-style-type: none"> <li>• DO-331, Section MB.6.3.2.g 'Algorithms are accurate'</li> <li>• IEC 61508-3, Table A.3 (3) 'Language subset'</li> <li>• IEC 61508-3, Table A.3 (2) 'Strongly typed programming language'</li> <li>• IEC 62304, 5.5.3 - Software Unit acceptance criteria</li> <li>• ISO 26262-6, Table 1 (1b) 'Use of language subsets'</li> <li>• ISO 26262-6, Table 1 (1c) 'Enforcement of strong typing'</li> <li>• ISO 26262-6, Table 1 (1d) 'Use of defensive implementation techniques'</li> <li>• ISO 26262-6, Table 1 (1d) 'Use of defensive implementation techniques'</li> <li>• EN 50128, Table A.4 (11) 'Language Subset'</li> <li>• EN 50128, Table A.3 (1) 'Defensive Programming'</li> <li>• EN 50128, Table A.4 (8) 'Strongly Typed Programming Language'</li> <li>• EN 50128, Table A.3 (1) 'Defensive Programming'</li> <li>• EN 50128, Table A.4 (8) 'Strongly Typed Programming Language'</li> <li>• MISRA C:2012, Rule 10.1</li> </ul>
See Also	"hisl_0073: Usage of bit-shift operations" on page 2-42
Last Changed	R2021b

## Lookup Table Blocks

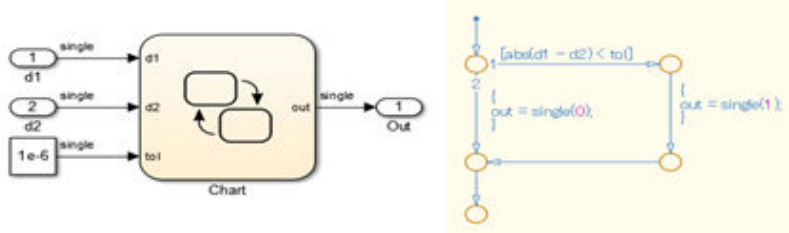
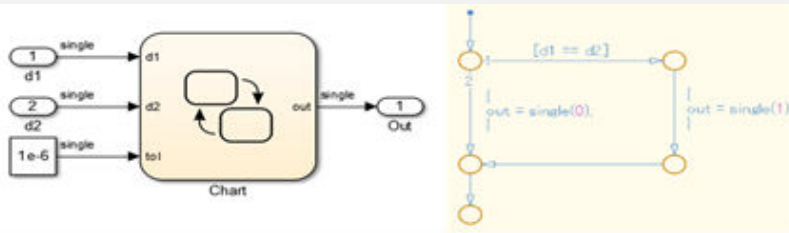
In this section...
"hisl_0033: Usage of Lookup Table blocks" on page 2-38
"hisl_0016: Usage of blocks that compute relational operators" on page 2-39
"hisl_0072: Usage of tunable parameters for referenced models" on page 2-41
"hisl_0073: Usage of bit-shift operations" on page 2-42

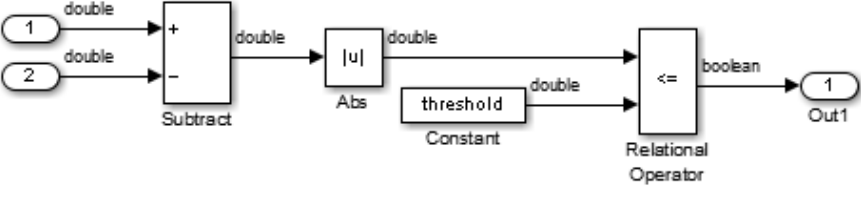
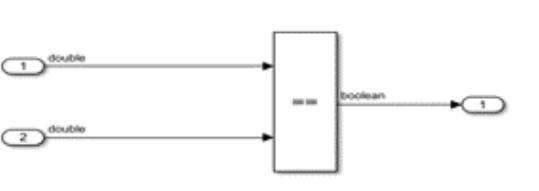
### hisl\_0033: Usage of Lookup Table blocks

ID: Title	hisl_0033: Usage of Lookup Table blocks	
Description	To support robustness of generated code, when using the 1-D Lookup Table, 2-D Lookup Table, n-D Lookup Table, Prelookup, and Interpolation Using Prelookup blocks:	
	A	Clear block parameter <b>Remove protection against out-of-range input in generated code</b> in each 1-D Lookup Table, 2-D Lookup Table, n-D Lookup Table, or Prelookup block.
	B	Clear block parameter <b>Remove protection against out-of-range index in generated code</b> in each Interpolation Using Prelookup block.
Note	If the lookup table inputs are not guaranteed to fall within the range of valid breakpoint values, exclusion of range-checking code may produce unexpected results.	
Rationale	A,B	Protect against out-of-range inputs or indices.
Model Advisor Checks	"Check usage of lookup table blocks" (Simulink Check)	
References	<ul style="list-style-type: none"> <li>• DO-331, Section MB.6.3.2.g 'Algorithms are accurate'</li> <li>• IEC 61508-3, Table A.3 (3) 'Language subset'</li> <li>• IEC 61508-3, Table A.4 (3) 'Defensive programming'</li> <li>• IEC 62304, 5.5.3 - Software Unit acceptance criteria</li> <li>• ISO 26262-6, Table 1 (1b) 'Use of language subsets'</li> <li>• ISO 26262-6, Table 1 (1d) 'Use of defensive implementation techniques'</li> <li>• EN 50128, Table A.4 (11) 'Language Subset'</li> <li>• EN 50128, Table A.3 (1) 'Defensive Programming'</li> </ul>	
See Also	1-D Lookup Table 2-D Lookup Table n-D Lookup Table Prelookup	
Last Changed	R2021a	

## hisl\_0016: Usage of blocks that compute relational operators

ID: Title	hisl_0016: Usage of blocks that compute relational operators
Description	To support the robustness of the operations, avoid using the equality and inequality operators on floating-point data types.
Notes	Due to floating-point precision issues, do not test floating-point expressions for equality (==) or inequality (~=, !=).
Rationale	Improve model robustness and prevent unexpected results.
Model Advisor Checks	"Check relational comparisons on floating-point signals" (Simulink Check)
References	<ul style="list-style-type: none"> <li>• IEC 61508-3, Table A.3 (2) 'Strongly typed programming language'</li> <li style="padding-left: 20px;">IEC 61508-3, Table A.3 (3) 'Language subset'</li> <li style="padding-left: 20px;">IEC 61508-3, Table A.4 (3) 'Defensive programming'</li> <li>• IEC 62304, 5.5.3 - Software Unit acceptance criteria</li> <li>• ISO 26262-6, Table 1 (1b) 'Use of language subsets'</li> <li style="padding-left: 20px;">ISO 26262-6, Table 1 (1c) 'Enforcement of strong typing'</li> <li>• EN 50128, Table A.4 (11) 'Language Subset'</li> <li style="padding-left: 20px;">EN 50128, Table A.4 (8) 'Strongly Typed Programming Language'</li> <li style="padding-left: 20px;">EN 50128, Table A.3 (1) 'Defensive Programming'</li> <li>• DO-331, Section MB.6.3.1.g 'Algorithms are accurate'</li> <li style="padding-left: 20px;">DO-331, Section MB.6.3.2.g 'Algorithms are accurate'</li> <li>• MISRA C:2012, Dir 1.1</li> </ul>
See Also	"Relational Operations"
Last Changed	R2021b

ID: Title	hisl_0016: Usage of blocks that compute relational operators
Examples	<p><b>Ex: 1</b></p> <p><b>Example – Correct</b></p> <ul style="list-style-type: none"> <li>• <code>myDouble &gt; 0.99 &amp;&amp; myDouble &lt; 1.01; % test range</code></li> </ul> <p><b>Example – Incorrect</b></p> <ul style="list-style-type: none"> <li>• <code>myDouble == 1.0</code></li> <li>• <code>mySingle ~= 15.0</code></li> </ul> <p><b>Ex: 2</b></p> <p><b>Example – Correct</b></p> <p>Equality comparison operators are not used in floating-point operands.</p>  <p><b>Example – Incorrect</b></p> <p>Equality comparison operator <code>==</code> is used in floating-point operands.</p>  <p><b>Example – Correct</b></p> <p>To test whether two floating-point variables or expressions are equal, compare the difference of the two variables against a threshold that takes into account the floating-point relative accuracy (eps) and the magnitude of the numbers.</p> <p>The following pattern shows how to test two double-precision input signals, In1 and In2, for equality.</p>

ID: Title	hisl_0016: Usage of blocks that compute relational operators
	 <p><b>Example – InCorrect</b></p> <p>Equality comparison operator == is used in floating-point operands</p> 

### hisl\_0072: Usage of tunable parameters for referenced models

ID: Title	hisl_0072: Usage of tunable parameters for referenced models
Description	Use the Simulink.Parameter object to define tunable parameters. This applies to all tunable parameters that are meant to be shared via either the base workspace or Simulink data dictionaries. It does not apply to model arguments.
Notes	<p>Simulink ignores the storage class settings of parameters that are configured by using the <b>Model Parameter Configuration</b> dialog box for referenced models.</p> <p>This guideline is applicable only when configuration parameter <b>Default parameter behavior</b> is set to <b>Inlined</b>.</p>
Rationale	Prevent unintended loss of parameter tunability.
Model Advisor Checks	“Check for parameter tunability information ignored for referenced models”
References	<ul style="list-style-type: none"> <li>• DO-331, Section MB.6.3.1.g - Algorithms are accurate</li> <li>• DO-331, Section MB.6.3.2.g - Algorithms are accurate</li> <li>• IEC 61508-3, Table A.4 (3) 'Defensive Programming'</li> <li>• IEC 62304, 5.5.3 - Software Unit acceptance criteria</li> <li>• ISO 26262-6, Table 1 (1b) 'Use of language subsets'</li> <li>• ISO 26262-6, Table 1 (1d) 'Use of defensive implementation techniques'</li> <li>• EN 50128, Table A.3 (1) 'Defensive Programming'</li> </ul>
See Also	“Create Tunable Calibration Parameter in the Generated Code” (Simulink Coder)
Last Changed	R2021b

### hisl\_0073: Usage of bit-shift operations

ID: Title	hisl_0073: Usage of bit-shift operations
Description	<p>For bit-shifting operations (e.g. <math>a \gg b</math> or <math>a \ll b</math>), do not perform:</p> <p>Shift operations that are greater than or equal to the bit-width (b must not be equal or greater than the bit width of a).</p>
Rationale	Generation of code with shift operations can result in violation of coding standards
Model Advisor Checks	"Check usage of bit-shift operations" (Simulink Check)
References	<ul style="list-style-type: none"> <li>• DO-331 Section MB.6.3.1.b 'High-level requirements are accurate and consistent'</li> <li>DO-331 Section MB.6.3.2.b 'Low-level requirements are accurate and consistent'</li> <li>• IEC 61508-3, Table A.3 (2) Strongly typed programming language</li> <li>IEC 61508-3, Table A.4 (3) Defensive programming</li> <li>• IEC 62304, 5.5.3 - Software Unit acceptance criteria</li> <li>• ISO 26262-6, Table 1 (1b) Use of language subsets</li> <li>ISO 26262-6, Table 1 (1c) Enforcement of strong typing</li> <li>ISO 26262-6, Table 1 (1d) Use of defensive implementation techniques</li> <li>• EN 50128, Table A.3 (1) Defensive Programming</li> <li>EN 50128, Table A.4 (8) Strongly Typed Programming Language</li> <li>• MISRA C:2012, Rule 12.2</li> <li>• INT34-C. Do not shift an expression by a negative number of bits or by greater than or equal to the number of bits that exist in the operand</li> </ul>
See Also	"Create Tunable Calibration Parameter in the Generated Code" (Simulink Coder)
Last Changed	R2021b

# Stateflow Chart Considerations

---

- “Chart Properties” on page 3-2
- “Chart Architecture” on page 3-5

## Chart Properties

<b>In this section...</b>
“hisf_0001: State Machine Type” on page 3-2
“hisf_0002: User-specified state/transition execution order” on page 3-2
“hisf_0011: Stateflow debugging settings” on page 3-3

### hisf\_0001: State Machine Type

ID: Title	hisf_0001: State Machine Type
Description	To create Stateflow charts that implement consistent Stateflow semantics, use the same <b>State Machine Type</b> (Classic, Mealy, or Moore) for all charts in the model.
Note	In Mealy charts, actions are associated with transitions. In the Moore charts, actions are associated with states. In Classic charts, actions can be associated with both transition and states.  At compile time, Stateflow verifies that the chart semantics comply with the formal definitions and rules of the selected type of state machine. If the chart semantics are not in compliance, the software provides a diagnostic message.
Rationale	Promote a clear modeling style.
Model Advisor Checks	“Check state machine type of Stateflow charts” (Simulink Check)
References	<ul style="list-style-type: none"> <li>• IEC 61508-3, Table A.3 (3) - Language subset</li> <li>• IEC 62304, 5.5.3 - Software Unit acceptance criteria</li> <li>• ISO 26262-6, Table 1 (1b) 'Use of language subsets'</li> <li>• EN 50128, Table A.4 (11) 'Language Subset'</li> <li>• DO-331, Section MB.6.3.2.b 'Low-level requirements are accurate and consistent'</li> </ul>
See Also	<ul style="list-style-type: none"> <li>• “Specify Properties for Stateflow Charts” (Stateflow)</li> <li>• “Create Mealy and Moore Charts” (Stateflow)</li> </ul>
Last Changed	R2018b

### hisf\_0002: User-specified state/transition execution order

ID: Title	hisf_0002: User-specified state/transition execution order	
Description	Do the following to explicitly set the execution order for active states and valid transitions in Stateflow charts:	
	A	In the Chart Properties dialog box, select <b>User specified state/transition execution order</b> .
Prerequisites	hisf_0311: Configuration Parameters > Diagnostics > Stateflow	



ID: Title	<b>hisf_0002: User-specified state/transition execution order</b>	
Note	<p>Selecting <b>User specified state/transition execution order</b> restricts the dependency of a Stateflow chart semantics on the geometric position of parallel states and transitions.</p> <p>Specifying the execution order of states and transitions allows you to enforce determinism in the search order for active states and valid transitions. You have control of the order in which parallel states are executed and transitions originating from a source are tested for execution. If you do not explicitly set the execution order, the Stateflow software determines the execution order following a deterministic algorithm.</p>	
Rationale	A	Promote an unambiguous modeling style.
Model Advisor Checks	"Check Stateflow charts for ordering of states and transitions" (Simulink Check)	
References	<p>This guideline supports adhering to:</p> <ul style="list-style-type: none"> <li>• DO-331, Section MB.6.3.2.b 'Low-level requirements are accurate and consistent'</li> <li>• IEC 61508-3, Table A.3 (3) 'Language subset'</li> <li>• IEC 61508-3, Table A.4 (5) 'Design and coding standards'</li> <li>• IEC 62304, 5.5.3 - Software Unit acceptance criteria</li> <li>• ISO 26262-6, Table 1 (1b) 'Use of language subsets'</li> <li>• ISO 26262-6, Table 1 (1e) 'Use of well-trusted design principles'</li> <li>• ISO 26262-6, Table 1 (1f) 'Use of unambiguous graphical representation'</li> <li>• ISO 26262-6, Table 1 (1g) 'Use of style guides'</li> <li>• EN 50128, Table A.4 (11) 'Language Subset'</li> <li>• EN 50128, Table A.12 (1) 'Coding Standard'</li> <li>• EN 50128, Table A.12 (2) 'Coding Style Guide'</li> </ul>	
See Also	<ul style="list-style-type: none"> <li>• "Specify Properties for Stateflow Charts" (Stateflow)</li> <li>• "Evaluate Transitions" (Stateflow)</li> <li>• "Execution Order for Parallel States" (Stateflow)</li> </ul>	
Last Changed	R2018b	

### hisf\_0011: Stateflow debugging settings

ID: Title	<b>hisf_0011: Stateflow debugging settings</b>	
Description	<p>To protect against unreachable code and indeterminate execution time,</p> <p>Set configuration parameters <b>Wrap on overflow</b> and <b>Simulation range checking</b> to error.</p> <p>In the model, open the <b>Debug</b> tab and select <b>Diagnostics &gt; Detect Cyclical Behavior</b></p> <p>Right-click on each truth table in the model and select <b>Properties</b>. Set these parameters to Error:</p> <ul style="list-style-type: none"> <li>• <b>Underspecification</b></li> <li>• <b>Overspecification</b></li> </ul>	
Notes	Run-time diagnostics are only triggered during simulation. If the error condition is not reached during simulation, the error message is not triggered for code generation.	


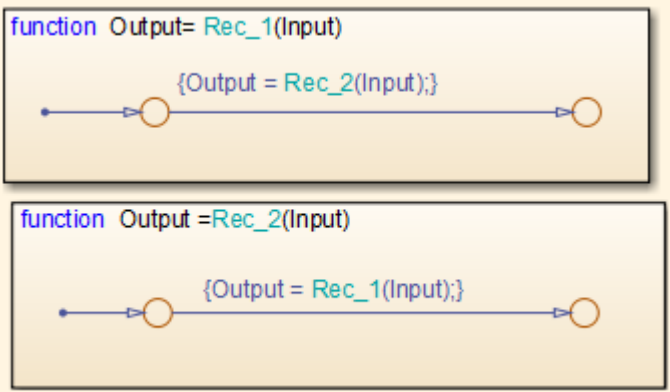
<b>ID: Title</b>	<b>hisf_0011: Stateflow debugging settings</b>
Rationale	Protect against unreachable code and unpredictable execution time. , B
Model Advisor Checks	"Check Stateflow debugging options" (Simulink Check)
References	<ul style="list-style-type: none"> <li>• DO-331, Section MB.6.3.2.b 'Low-level requirements are accurate and consistent'</li> <li>• DO-331, Section MB.6.3.3.d 'Software architecture is verifiable'</li> <li>• IEC 61508-3, Table A.3 (2) 'Strongly typed programming language'</li> <li>• IEC 61508-3, Table A.3 (3) - Language subset</li> <li>• IEC 61508-3, Table A.4 (5) - Design and coding standards</li> <li>• IEC 62304, 5.5.3 - Software Unit acceptance criteria</li> <li>• ISO 26262-6, Table 1 (1b) - 'Use of language subsets'</li> <li>• ISO 26262-6, Table 1 (1c) 'Enforcement of strong typing'</li> <li>• ISO 26262-6, Table 1 (1d) - 'Use of defensive implementation techniques'</li> <li>• ISO 26262-6, Table 1 (1e) - 'Use of well-trusted design principles'</li> <li>• ISO 26262-6, Table 1 (1f) - 'Use of unambiguous graphical representation'</li> <li>• ISO 26262-6, Table 1 (1g) - 'Use of style guides'</li> <li>• EN 50128, Table A.3 (1) - Defensive Programming</li> <li>• EN 50128, Table A.4 (8) 'Strongly Typed Programming Language'</li> <li>• EN 50128, Table A.4 (11) - Language Subset</li> </ul>
See Also	"Specify Properties of Truth Table Functions" (Stateflow)
Last Changed	R2017b

## Chart Architecture

In this section...
“hisf_0004: Protect against recursive function calls to improve code compliance” on page 3-5
“hisf_0007: Usage of junction conditions (maintaining mutual exclusion)” on page 3-6
“hisf_0013: Usage of transition paths (crossing parallel state boundaries)” on page 3-7
“hisf_0014: Usage of transition paths (passing through states)” on page 3-9
“hisf_0015: Strong data typing (casting variables and parameters in expressions)” on page 3-10
“hisf_0016: Stateflow port names” on page 3-11
“hisf_0017: Stateflow data object scoping” on page 3-12

### hisf\_0004: Protect against recursive function calls to improve code compliance

ID: Title	hisf_0004: Protect against recursive function calls to improve code compliance
Description	To improve compliance of generated code, do not call functions recursively. This includes any combination of graphical functions, truth table functions, MATLAB functions, or Simulink functions.
Prerequisites	<ul style="list-style-type: none"> <li>“hisf_0011: Stateflow debugging settings” on page 3-3</li> <li>“hisl_0311: Configuration Parameters &gt; Diagnostics &gt; Stateflow” on page 5-15</li> <li>“hisl_0060: Configuration parameters that improve MISRA C:2012 compliance” on page 7-15</li> </ul>
Notes	A recursion exists when a function calls itself directly or indirectly through another function call.
Rationale	Promote bounded function call behavior.
Model Advisor Checks	“Check usage of recursions” (Simulink Check)
References	<ul style="list-style-type: none"> <li>IEC 61508-3, Table B.1 (6) 'Limited use of recursion'</li> <li>IEC 62304, 5.5.3 - Software Unit acceptance criteria</li> <li>ISO 26262-6, Table 6 (1j) 'No recursions'</li> <li>EN 50128, Table A.12 (6) 'Limited Use of Recursion'</li> <li>DO-331, Section MB.6.3.2.g 'Algorithms are accurate'</li> <li>DO-331, Section MB.6.3.3.d 'Software architecture is verifiable'</li> <li>MISRA C:2012, Rule 17.2</li> </ul>
Last Changed	R2021a

ID: Title	hisf_0004: Protect against recursive function calls to improve code compliance
Examples	<p>There are multiple patterns in Stateflow that can result in recursion.</p>  <p><b>Recursive Function Calls</b></p> <p>When the default state A is entered, event Evn is broadcast in the entry action of A. Evn results in a recursive call of the interpretation algorithm. Since A is active, the outgoing transition of A is tested. Since the current event Evn matches the transition event (and because of the absence of condition) the condition action is executed, broadcasting Evn again. This results in a new call of the interpretation algorithm which repeats the same sequence of steps until stack overflow.</p>  <p><b>Recursive Function Calls</b></p>

### hisf\_0007: Usage of junction conditions (maintaining mutual exclusion)

ID: Title	hisf_0007: Usage of junction conditions (maintaining mutual exclusion)	
Description	To enhance clarity and prevent the generation of unreachable code:	
	A	Make junction conditions mutually exclusive.
Notes	You can use this guideline to maintain a modeling language subset in high-integrity projects.	
Rationale	A	Enhance clarity and prevent generation of unreachable code.
References	<ul style="list-style-type: none"> <li>• DO-331, Section MB.6.3.2.b 'Low-level requirements are accurate and consistent'</li> <li>• DO-331, Section MB.6.3.2.d 'Low-level requirements are verifiable'</li> <li>• ISO 26262-6, Table 1 (1e) - Use of well-trusted design principles</li> </ul>	

<b>ID: Title</b>	<b>hisf_0007: Usage of junction conditions (maintaining mutual exclusion)</b>
Model Advisor Checks	Adherence to this modeling guideline cannot be verified by using a Model Advisor check.
Last Changed	R2012b
Example	

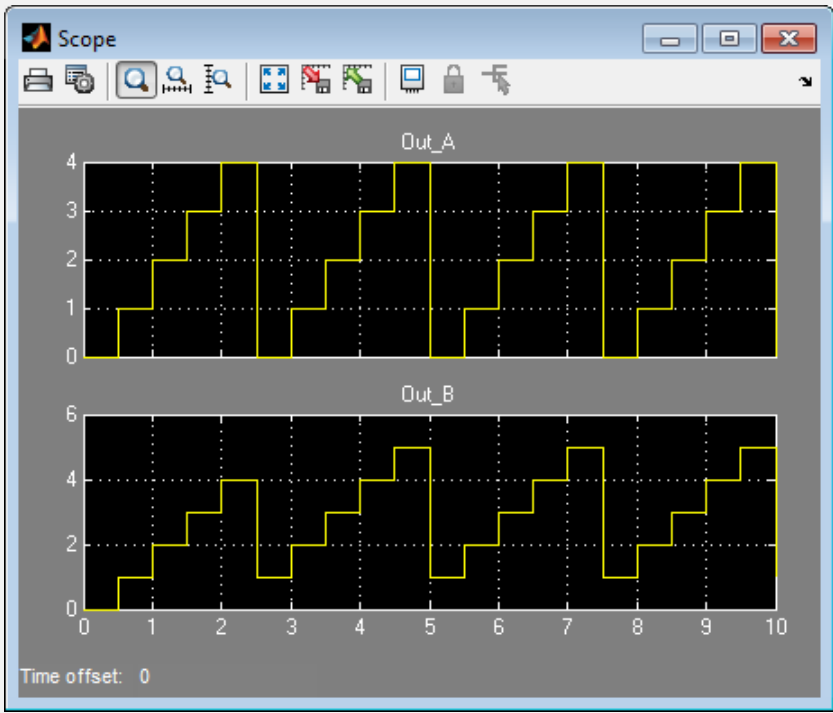
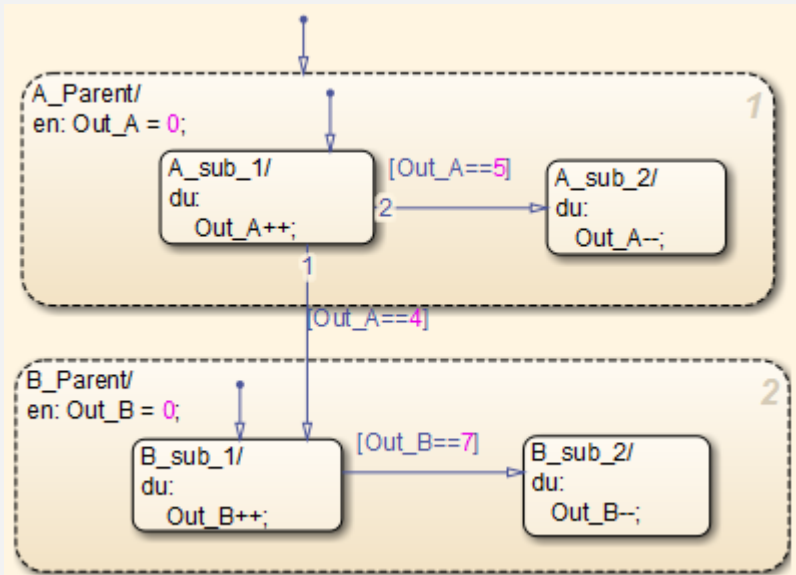
**hisf\_0013: Usage of transition paths (crossing parallel state boundaries)**

<b>ID: Title</b>	<b>hisf_0013: Usage of transition paths (crossing parallel state boundaries)</b>	
Description	To avoid creating diagrams that are hard to understand,	
	A	Avoid creating transitions that cross from one parallel state to another.
Notes	You can use this guideline to maintain a modeling language subset in high-integrity projects.	
Rationale	A	Enhance model readability.
Model Advisor Checks	"Check Stateflow charts for transition paths that cross parallel state boundaries" (Simulink Check)	

<b>ID: Title</b>	<b>hisf_0013: Usage of transition paths (crossing parallel state boundaries)</b>
References	<ul style="list-style-type: none"><li>• IEC 61508-3, Table A.3 (3) 'Language subset'</li><li>• IEC 62304, 5.5.3 - Software Unit acceptance criteria</li><li>• ISO 26262-6, Table 1 (1b) 'Use of language subsets'</li><li>• EN 50128, Table A.4 (11) 'Language Subset'</li><li>• DO-331, Section MB.6.3.2.b 'Low-level requirements are accurate and consistent'</li></ul>
Last Changed	R2017b

**hisf\_0013: Usage of transition paths (crossing parallel state boundaries)**

Example In the following example, when Out\_A is 4, both parent states (A\_Parent and B\_Parent) are reentered. Reentering the parent states resets the values of Out\_A and Out\_B to zero.



**hisf\_0014: Usage of transition paths (passing through states)**

**ID: Title hisf\_0014: Usage of transition paths (passing through states)**

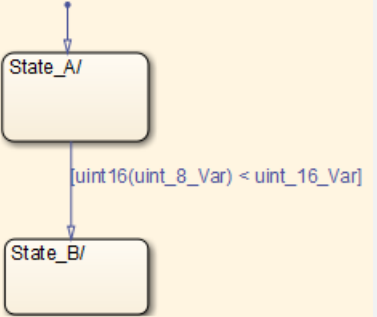
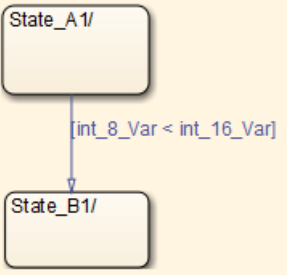
Description To avoid creating diagrams that are confusing and include transition paths without benefit,

ID: Title	<b>hisf_0014: Usage of transition paths (passing through states)</b>	
	A	Avoid transition paths that go into and out of a state without ending on a substate.
Notes	You can use this guideline to maintain a modeling language subset in high-integrity projects.	
Rationale	A	Enhance model readability.
Model Advisor Checks	"Check for inappropriate use of transition paths" (Simulink Check)	
References	<ul style="list-style-type: none"> <li>• IEC 61508-3, Table A.3 (3) 'Language subset'</li> <li>• IEC 62304, 5.5.3 - Software Unit acceptance criteria</li> <li>• ISO 26262-6, Table 1 (1b) 'Use of language subsets'</li> <li>• EN 50128, Table A.4 (11) 'Language Subset'</li> <li>• DDO-331, Section MB.6.3.2.b 'Low-level requirements are accurate and consistent'</li> </ul>	
Last Changed	R2018b	
Examples		

### hisf\_0015: Strong data typing (casting variables and parameters in expressions)

ID: Title	<b>hisf_0015: Strong data typing (casting variables and parameters in expressions)</b>	
Description	To facilitate strong data typing,	
	A	Explicitly type cast variables and parameters of different data types in: <ul style="list-style-type: none"> <li>• Transition conditions</li> <li>• Transition actions</li> <li>• State actions</li> </ul>
Notes	The Stateflow software automatically casts variables of different type into the same data type. This guideline helps clarify data types of the intermediate variables.	
Rationale	A	Apply strong data typing.
Model Advisor Checks	"Check Stateflow charts for strong data typing" (Simulink Check)	



ID: Title	<b>hisf_0015: Strong data typing (casting variables and parameters in expressions)</b>
References	<ul style="list-style-type: none"> <li>• IEC 61508-3, Table A.3 (2) 'Strongly typed programming language'</li> <li>• IEC 62304, 5.5.3 - Software Unit acceptance criteria</li> <li>• ISO 26262-6, Table 1 (1c) 'Enforcement of strong typing'</li> <li>• EN 50128, Table A.4 (8) 'Strongly Typed Programming Language'</li> <li>• DO-331, Section MB.6.3.2.g 'Algorithms are accurate'</li> <li>• MISRA C:2012, Rule 10.1</li> <li>• MISRA C:2012, Rule 12.2</li> </ul>
Last Changed	R2021a
Examples	<div style="text-align: center;">  <p><b>Recommended</b></p>  <p><b>Not Recommended</b></p> </div>

### hisf\_0016: Stateflow port names

ID: Title	<b>hisf_0016: Stateflow port names</b>
Description	The name of a Stateflow input or output must be the same as the corresponding signal. An exception to the guideline is that reusable Stateflow blocks can have different port names.
Rationale	Support generation of traceable code.
Model Advisor Checks	"Check naming of ports in Stateflow charts" (Simulink Check)

ID: Title	hisf_0016: Stateflow port names
References	<ul style="list-style-type: none"> <li>DO-331, Section MB.6.3.2.b 'Low-level requirements are accurate and consistent'</li> <li>IEC 61508-3, Table A.3 (3) 'Language subset'</li> <li>IEC 62304, 5.5.3 - Software Unit acceptance criteria</li> <li>ISO 26262-6, Table 1 (1b) 'Use of language subsets'</li> <li>EN 50128, Table A.4 (11) 'Language Subset'</li> </ul>
Last Changed	2018a

### hisf\_0017: Stateflow data object scoping

ID: Title	hisf_0017: Stateflow data object scoping
Description	Stateflow data objects with local scope must be defined at the chart level or below.
Rationale	Support generation of traceable code.
Model Advisor Checks	"Check scoping of Stateflow data objects" (Simulink Check)
References	<ul style="list-style-type: none"> <li>DO-331, Section MB.6.3.2.b 'Low-level requirements are accurate and consistent'</li> <li>IEC 61508-3, Table A.3 (3) 'Language subset'</li> <li>IEC 62304, 5.5.3 - Software Unit acceptance criteria</li> <li>ISO 26262-6, Table 1 (1b) 'Use of language subsets'</li> <li>EN 50128, Table A.4 (11) 'Language Subset'</li> </ul>
Last Changed	2018a

**Examples**

Name	Scope	Port	Resolve Signal	Data Type	Size	Initial Value	Compiled Type
Input	Input	1		Inherit: Same as Si...	-1	unknown	
x	Local	1		int32	1	unknown	

**Recommended**

Name	Scope	Port	Resolve Signal	Data Type	Size	Initial Value
in1	Local	1				
x	Local	1		int32	1	

**Not Recommended**

# MATLAB Function and MATLAB Code Considerations

---

- “MATLAB Functions” on page 4-2
- “MATLAB Code” on page 4-7
- “himl\_0011: Data type and size of condition expressions” on page 4-17

## MATLAB Functions

<b>In this section...</b>
“himl_0001: Usage of standardized MATLAB function headers” on page 4-2
“himl_0002: Strong data typing at MATLAB function boundaries” on page 4-3
“himl_0003: Complexity of user-defined MATLAB Functions” on page 4-5

### himl\_0001: Usage of standardized MATLAB function headers

ID: Title	himl_0001: Usage of standardized MATLAB function headers
Description	When using MATLAB functions, use a standardized header to provide information about the purpose and use of the function.
Rationale	A standardized header improves the readability and documentation of MATLAB functions. The header should provide a function description and usage information.
Model Advisor Checks	“Check usage of standardized MATLAB function headers” (Simulink Check)
References	<ul style="list-style-type: none"> <li>• DO-331, Section MB.6.3.4.e - Source code is traceable to low-level requirements</li> <li>• ISO 26262-6, Table 1 (1g) - Use of style guides</li> </ul>
See Also	<ul style="list-style-type: none"> <li>• MathWorks Advisory Board (MAB) guideline na_0025: MATLAB Function header</li> <li>• Orion GN&amp;C: MATLAB and Simulink Standards, jh_0073: eML Header</li> <li>• <b>MATLAB Function Block Editor</b></li> </ul>
Last Changed	R2018b

ID: Title	himl_0001: Usage of standardized MATLAB function headers
Examples	<p>A typical standardized function header includes:</p> <ul style="list-style-type: none"> <li>• Function name</li> <li>• Description</li> <li>• Inputs and outputs (if possible, include size and type)</li> <li>• Assumptions and limitations</li> <li>• Revision history</li> </ul> <p><b>Example:</b></p> <pre>% FUNCTION NAME: %   avg % % DESCRIPTION: %   Compute the average of three inputs % % INPUT: %   in1 - (double) Input one %   in2 - (double) Input two %   in3 - (double) Input three % % OUTPUT: %   out - (double) Calculated average of the three inputs % % ASSUMPTIONS AND LIMITATIONS: %   None % % REVISION HISTORY: %   05/02/2018 - mmyers %       * Initial implementation %</pre>

### himl\_0002: Strong data typing at MATLAB function boundaries

ID: Title	himl_0002: Strong data typing at MATLAB function boundaries
Description	<p>To support strong data typing at the interfaces of MATLAB functions, explicitly define the interface for input signals, output signals, and parameters, by setting:</p> <ul style="list-style-type: none"> <li>• Complexity</li> <li>• Type</li> </ul>
Rationale	<p>Defined interfaces:</p> <ul style="list-style-type: none"> <li>• Allow consistency checking of interfaces.</li> <li>• Prevent unintended generation of different functions for different input and output types.</li> <li>• Simplify testing of functions by limiting the number of test cases.</li> </ul>
Model Advisor Checks	<p>“Check for MATLAB Function interfaces with inherited properties” (Simulink Check)</p>

ID: Title	himl_0002: Strong data typing at MATLAB function boundaries
References	<ul style="list-style-type: none"> <li>• IEC 61508-3, Table B.9 (6) - Fully defined interface</li> <li>• IEC 62304, 5.5.3 - Software Unit acceptance criteria</li> <li>• ISO 26262-6, Table 1 (1c) - Enforcement of strong typing</li> <li>• ISO 26262-6, Table 1 (1f) - Use of unambiguous graphical representation</li> <li>• EN 50128, Table A.1 (11) - Software Interface Specifications</li> <li>• DO-331, Section MB.6.3.2.b - Low-level requirements are accurate and consistent</li> </ul>
See Also	<ul style="list-style-type: none"> <li>• MathWorks Advisory Board (MAB) guideline na_0034: MATLAB Function block input/output settings</li> <li>• Orion GN&amp;C: MATLAB and Simulink Standards, jh_0063: eML block input / output settings</li> <li>• <b>MATLAB Function Block Editor</b></li> </ul>
Last Changed	R2016a
Examples	<p><b>Recommended:</b></p> <p>Specify the complexity and type of input u1 as follows:</p> <ul style="list-style-type: none"> <li>• <b>Complexity</b> to Off</li> <li>• <b>Type</b> to uint16</li> </ul> <div data-bbox="391 993 1195 1297" data-label="Diagram"> </div> <p><b>Not Recommended:</b></p> <p>Do <i>not</i> specify the complexity and type of input u1 as follows:</p> <ul style="list-style-type: none"> <li>• <b>Complexity</b> to Inherited</li> <li>• <b>Type</b> to Inherit: Same as Simulink.</li> </ul> <p><b>Note</b> To modify the input, from the toolbar of the <b>MATLAB Function Block Editor</b>, select <b>Edit Data</b>.</p>

## himl\_0003: Complexity of user-defined MATLAB Functions

ID: Title	himl_0003: Complexity of user-defined MATLAB Functions											
Description	<p>When using MATLAB functions, limit the size and complexity of MATLAB code. The size and complexity of MATLAB functions is characterized by:</p> <ul style="list-style-type: none"> <li>• Lines of code</li> <li>• Nested function levels</li> <li>• Cyclomatic complexity</li> <li>• Density of comments (ratio of comment lines to lines of code)</li> </ul>											
Note	<p>Size and complexity limits can vary across projects. Typical limits might be as described in this table:</p> <table border="1"> <thead> <tr> <th>Metric</th> <th>Limit</th> </tr> </thead> <tbody> <tr> <td>Lines of code</td> <td>60 per MATLAB function</td> </tr> <tr> <td>Nested function levels</td> <td>3<sup>1,2</sup></td> </tr> <tr> <td>Cyclomatic complexity</td> <td>15</td> </tr> <tr> <td>Density of comments</td> <td>0.2 comment lines per line of code</td> </tr> </tbody> </table> <p><sup>1</sup>Pure Wrappers to external functions are not counted as separate levels.  <sup>2</sup>Standard MATLAB library functions do not count as separate levels.</p>		Metric	Limit	Lines of code	60 per MATLAB function	Nested function levels	3 <sup>1,2</sup>	Cyclomatic complexity	15	Density of comments	0.2 comment lines per line of code
Metric	Limit											
Lines of code	60 per MATLAB function											
Nested function levels	3 <sup>1,2</sup>											
Cyclomatic complexity	15											
Density of comments	0.2 comment lines per line of code											
Rationale	<ul style="list-style-type: none"> <li>• Readability</li> <li>• Comprehension</li> <li>• Traceability</li> <li>• Maintainability</li> <li>• Testability</li> </ul>											
Model Advisor Checks	"Check MATLAB Function metrics" (Simulink Check)											
References	<ul style="list-style-type: none"> <li>• IEC 61508-3, Table B.9 (6) - Fully defined interface</li> <li>• IEC 62304, 5.5.3 - Software Unit acceptance criteria</li> <li>• ISO 26262-6, Table 1 (1a) - Enforcement of low complexity</li> <li>• ISO 26262-6, Table 1 (1f) - Use of unambiguous graphical representation</li> <li>• EN 50128, Table A.1(11) - Software Interface Specifications</li> <li>• DO-331, Sections MB.6.3.1.e - High-level requirements conform to standards</li> <li>• DO-331, Sections MB.6.3.2.e - Low-level requirements conform to standards</li> </ul>											
See Also	<ul style="list-style-type: none"> <li>• MathWorks Advisory Board (MAB) guidelines: <ul style="list-style-type: none"> <li>• na_0016: Source lines of MATLAB Functions</li> <li>• na_0017: Number of called function levels</li> <li>• na_0018: Number of nested if/else and case statement</li> </ul> </li> <li>• Orion GN&amp;C: MATLAB and Simulink Standards, jh_0084: eML Comments</li> <li>• <b>MATLAB Function Block Editor</b></li> </ul>											

<b>ID: Title</b>	<b>himl_0003: Complexity of user-defined MATLAB Functions</b>
Last Changed	R2021b



## MATLAB Code

In this section...
“himl_0004: MATLAB Code Analyzer recommendations for code generation” on page 4-7
“himl_0006: MATLAB code if / elseif / else patterns” on page 4-9
“himl_0007: MATLAB code switch / case / otherwise patterns” on page 4-11
“himl_0008: MATLAB code relational operator data types” on page 4-13
“himl_0010: MATLAB code with logical operators and functions” on page 4-14
“himl_0012: Usage of MATLAB functions for code generation” on page 4-15
“himl_0013: Limitation of built-in MATLAB Function complexity” on page 4-15

### himl\_0004: MATLAB Code Analyzer recommendations for code generation

ID: Title	himl_0004: MATLAB Code Analyzer recommendations for code generation	
Description	When using MATLAB code:	
	A	To activate MATLAB Code Analyzer messages for code generations, use the <code> %#codegen</code> directive in external MATLAB functions.
	B	Review the MATLAB Code Analyzer messages. Either: <ul style="list-style-type: none"> <li>• Implement the recommendations or</li> <li>• Justify not following the recommendations with <code> %#ok&lt;message-ID(S)&gt;</code> directives in the MATLAB function. Do not use <code> %#ok</code> without specific message-IDs.</li> </ul>
Notes	The MATLAB Code Analyzer messages provide identifies potential errors, problems, and opportunities for improvement in the code.	
Rationale	A	In external MATLAB functions, the <code> %#codegen</code> directive activates MATLAB Code Analyzer messages for code generation.
	B	<ul style="list-style-type: none"> <li>• Following MATLAB Code Analyzer recommendations helps to: <ul style="list-style-type: none"> <li>• Generate efficient code.</li> <li>• Follow best code generation practices</li> <li>• Avoid using MATLAB features not supported for code generation.</li> <li>• Avoid code patterns which potentially influence safety.</li> </ul> </li> <li>• Not following MATLAB Code Analyzer recommendations are justified with message id (e.g. <code> %#ok&lt;NOPRT&gt;</code>).</li> </ul> <p>In the MATLAB function, using <code> %#ok</code> without a message id justifies the full line, potentially hiding issues.</p>
Model Advisor Checks	“Check MATLAB Code Analyzer messages” (Simulink Check)	

<b>ID: Title</b>	<b>himl_0004: MATLAB Code Analyzer recommendations for code generation</b>
References	<ul style="list-style-type: none"> <li>• IEC 61508-3, Table A.3 (3) 'Language subset'</li> <li>• IEC 61508-3, Table A.4 (3) 'Defensive programming'</li> <li>• IEC 61508-3, Table A.4 (5) 'Design and coding standards'</li> <li>• IEC 62304, 5.5.3 - Software Unit acceptance criteria</li> <li>• ISO 26262-6, Table 1 (1b) 'Use of language subsets'</li> <li>• ISO 26262-6, Table 1 (1d) 'Use of defensive implementation techniques'</li> <li>• ISO 26262-6, Table 1 (1e) 'Use of well-trusted design principles'</li> <li>• ISO 26262-6, Table 1 (1f) 'Use of unambiguous graphical representation'</li> <li>• ISO 26262-6, Table 1 (1g) 'Use of style guides'</li> <li>• ISO 26262-6, Table 1 (1h) 'Use of naming conventions'</li> <li>• EN 50128, Table A.4 (11) 'Language Subset'</li> <li>• EN 50128, Table A.3 (1) 'Defensive Programming'</li> <li>• EN 50128, Table A.12 (1) 'Coding Standard'</li> <li>• EN 50128, Table A.12 (2) 'Coding Style Guide'</li> <li>• DO-331, Section MB.6.3.1.b 'Accuracy and consistency'</li> <li>• DO-331, Section MB.6.3.2.b 'Accuracy and consistency'</li> </ul>
See Also	"Check Code for Errors and Warnings Using the Code Analyzer"
Last Changed	R2016a

ID: Title	himl_0004: MATLAB Code Analyzer recommendations for code generation
Examples	<p><b>Recommended</b></p> <ul style="list-style-type: none"> <li>• Activate MATLAB Code Analyzer messages for code generations: <pre> %#codegen function y = function(u)     y = inc_u(u); end function yy = inc_u(uu)     yy = uu + 1; end </pre> </li> <li>• Justify missing ; and value assigned might be unused: <pre> y = 2*u %#ok&lt;NOPRT,NAGSU&gt; output for debugging ... y = 3*u; </pre> </li> <li>• If output is not desired and assigned value is unused, remove the line <code>y = 2*u ...</code>: <pre> y = 3*u; </pre> </li> </ul> <p><b>Not Recommended</b></p> <ul style="list-style-type: none"> <li>• External MATLAB file used in Simulink with missing <code>%#codegen</code> directive: <pre> function y = function(u)     % nested functions can't be used for code generation     function yy = inc_u(uu)         yy = uu + 1;     end     y = inc_u(u); end </pre> </li> <li>• All messages in line are justified by using <code>%#ok</code> without a message ID: <pre> % missing ';' and the value might be unused y = 2*u %#ok ... y = 3*u; </pre> </li> <li>• No justification: <pre> % missing justification for missing ';' and unnecessary '['..' y= [2*u] </pre> </li> </ul>

### himl\_0006: MATLAB code if / elseif / else patterns

ID: Title	himl_0006: MATLAB code if / elseif / else patterns
Description	For MATLAB code with <code>if / elseif / else</code> constructs, terminate the constructs with an <code>else</code> statement that includes at least a meaningful comment. A final <code>else</code> statement is not required if there is no <code>elseif</code> .

<b>ID: Title</b>	<b>himl_0006: MATLAB code if / elseif / else patterns</b>
Rationale	<ul style="list-style-type: none"> <li>• Defensive programming</li> <li>• Readability</li> <li>• Traceability</li> </ul>
Model Advisor Checks	“Check if/elseif/else patterns in MATLAB Function blocks” (Simulink Check)
References	<ul style="list-style-type: none"> <li>• IEC 61508-3, Table A.3 (3) 'Language subset'</li> <li>• IEC 61508-3, Table A.4 (3) 'Defensive programming'</li> <li>• IEC 62304, 5.5.3 - Software Unit acceptance criteria</li> <li>• ISO 26262-6, Table 1(b) 'Use of language subsets'</li> <li>• ISO 26262-6, Table 1(d) 'Use of defensive implementation techniques'</li> <li>• EN 50128, Table A.4 (11) 'Language Subset'</li> <li>• EN 50128, Table A.3 (1) 'Defensive Programming'</li> <li>• DO-331, Section MB.6.3.1.e 'Conformance to standards'</li> <li>• DO-331, Section MB.6.3.2.e 'Conformance to standards'</li> <li>• DO-331, Section MB.6.3.3.e 'Conformance to standards'</li> </ul>
See Also	<ul style="list-style-type: none"> <li>• “hisl_0010: Usage of If blocks and If Action Subsystem blocks” on page 2-18</li> </ul>
Last Changed	R2018b

ID: Title	himl_0006: MATLAB code if / elseif / else patterns
Examples	<p><b>Recommended</b></p> <ul style="list-style-type: none"> <li>• <pre>if u &gt; 0     y = 1; end</pre></li> <li>• <pre>if u &gt; 0     y = 1; elseif u &lt; 0     y = -1; else     y = 0; end</pre></li> <li>• <pre>y = 0; if u &gt; 0     y = 1; elseif u &lt; 0     y = -1; else     % handled before if end</pre></li> </ul> <p><b>Not Recommended</b></p> <ul style="list-style-type: none"> <li>• <pre>% empty else y = 0; if u &gt; 0     y = 1; elseif u &lt; 0     y = -1; else end</pre></li> <li>• <pre>% missing else y = 0; if u &gt; 0     y = 1; elseif u &lt; 0     y = -1; end</pre></li> </ul>

### himl\_0007: MATLAB code switch / case / otherwise patterns

ID: Title	himl_0007: MATLAB code switch / case / otherwise patterns
Description	<p>For MATLAB code with switch statements, include:</p> <ul style="list-style-type: none"> <li>• At least two case statements.</li> <li>• An otherwise statement that at least includes a meaningful comment.</li> </ul>
Note	<p>If there is only one case and one otherwise statement, consider using an if / else statement.</p>

<b>ID: Title</b>	<b>himl_0007: MATLAB code switch / case / otherwise patterns</b>
Rationale	<ul style="list-style-type: none"> <li>• Defensive programming</li> <li>• Readability</li> <li>• Traceability</li> </ul>
Model Advisor Checks	“Check switch statements in MATLAB Function blocks” (Simulink Check)
References	<ul style="list-style-type: none"> <li>• IEC 61508-3, Table A.3 (3) 'Language subset'</li> <li>• IEC 61508-3, Table A.4 (3) 'Defensive programming'</li> <li>• IEC 62304, 5.5.3 - Software Unit acceptance criteria</li> <li>• ISO 26262-6, Table 1(b) 'Use of language subsets'</li> <li>• ISO 26262-6, Table 1(d) 'Use of defensive implementation techniques'</li> <li>• EN 50128, Table A.4 (11) 'Language Subset'</li> <li>• EN 50128, Table A.3 (1) 'Defensive Programming'</li> <li>• DO-331, Section MB.6.3.1.e 'Conformance to standards'</li> <li>• DO-331, Section MB.6.3.2.e 'Conformance to standards'</li> <li>• DO-331, Section MB.6.3.3.e 'Conformance to standards'</li> <li>• MISRA C:2012, Rule 16.4</li> </ul>
See Also	<ul style="list-style-type: none"> <li>• na_0022: Recommended patterns for Switch/Case statements</li> <li>• “hisl_0011: Usage of Switch Case blocks and Action Subsystem blocks” on page 2-20</li> </ul>
Last Changed	R2018b

ID: Title	himl_0007: MATLAB code switch / case / otherwise patterns
Examples	<p><b>Recommended</b></p> <ul style="list-style-type: none"> <li>• <pre>switch u   case 1     y = 3;   case 3     y = 1;   otherwise     y = 1; end</pre></li> <li>• <pre>y = 0; switch u   case 1     y = 3;   case 3     y = 1;   otherwise     % handled before switch end</pre></li> </ul> <p><b>Not Recommended</b></p> <ul style="list-style-type: none"> <li>• <pre>% no case statements switch u   otherwise     y = 1; end</pre></li> <li>• <pre>% empty otherwise statement switch u   case 1     y = 3;   case 3     y = 1;   otherwise end</pre></li> <li>• <pre>% no otherwise statement switch u   case 1     y = 3; end</pre></li> </ul>

### himl\_0008: MATLAB code relational operator data types

ID: Title	himl_0008: MATLAB code relational operator data types
Description	For MATLAB code with relational operators, use the same data type for the left and right operands.
Note	If the two operands have different data types, MATLAB will promote both operands to a common data type. This can lead to unexpected results.
Rationale	<ul style="list-style-type: none"> <li>• Prevent implicit casts</li> <li>• Prevent unexpected results</li> </ul>
Model Advisor Checks	"Check usage of relational operators in MATLAB Function blocks" (Simulink Check)

ID: Title	himl_0008: MATLAB code relational operator data types
References	<ul style="list-style-type: none"> <li>• DO-331, Section MB.6.3.1.g 'Algorithms are accurate'</li> <li>• DO-331, Section MB.6.3.2.g 'Algorithms are accurate'</li> <li>• IEC 61508-3, Table A.3 (2) 'Strongly typed programming language'</li> <li>• IEC 61508-3, Table A.3 (3) 'Language subset'</li> <li>• IEC 62304, 5.5.3 - Software Unit acceptance criteria</li> <li>• ISO 26262-6, Table 1(b) 'Use of language subsets'</li> <li>• ISO 26262-6, Table 1(c) 'Enforcement of strong typing'</li> <li>• EN 50128, Table A.4 (8) 'Strongly Typed Programming Language'</li> <li>• EN 50128, Table A.4 (11) 'Language Subset'</li> </ul>
See Also	<ul style="list-style-type: none"> <li>• "himl_0016: Usage of blocks that compute relational operators" on page 2-33</li> <li>• "himl_0017: Usage of blocks that compute relational operators (2)" on page 2-35</li> </ul>
Last Changed	R2018b
Examples	<p><b>Recommended</b></p> <ul style="list-style-type: none"> <li>• <code>myBool == true</code></li> <li>• <code>myInt8 == int8(1)</code></li> </ul> <p><b>Not Recommended</b></p> <ul style="list-style-type: none"> <li>• <code>myBool == 1</code></li> <li>• <code>myInt8 == true</code></li> <li>• <code>myInt8 == 1</code></li> <li>• <code>myInt8 == int16(1)</code></li> <li>• <code>myEnum1.EnumVal == int32(1)</code></li> </ul>

### himl\_0010: MATLAB code with logical operators and functions

ID: Title	himl_0010: MATLAB code with logical operators and functions
Description	For logical operators and logical functions in MATLAB code, use logical data types
Notes	Logical operators: <code>&amp;&amp;</code> , <code>  </code> , <code>~</code> Logical functions: <code>and</code> , <code>or</code> , <code>not</code> , <code>xor</code>
Rationale	<ul style="list-style-type: none"> <li>• Prevent unexpected results</li> </ul>
Model Advisor Checks	"Check usage of logical operators and functions in MATLAB Function blocks" (Simulink Check)
References	<ul style="list-style-type: none"> <li>• IEC 61508-3, Table A.3 (2) 'Strongly typed programming language'</li> <li>• IEC 61508-3, Table A.3 (3) 'Language subset'</li> <li>• IEC 62304, 5.5.3 - Software Unit acceptance criteria</li> <li>• ISO 26262-6, Table 1(b) 'Use of language subsets'</li> <li>• ISO 26262-6, Table 1(c) 'Enforcement of strong typing'</li> <li>• EN 50128, Table A.4 (8) 'Strongly Typed Programming Language'</li> <li>• EN 50128, Table A.4 (11) 'Language Subset'</li> <li>• DO-331, Section MB.6.3.1.g 'Algorithms are accurate'</li> <li>• DO-331, Section MB.6.3.2.g 'Algorithms are accurate'</li> </ul>



<b>ID: Title</b>	<b>himl_0010: MATLAB code with logical operators and functions</b>
Last Changed	R2018b
Examples	<p><b>Recommended</b></p> <ul style="list-style-type: none"> <li>~myLogical (myInt8 &gt; int8(4)) &amp;&amp; myLogical xor(myLogical1,myLogical2)</li> </ul> <p><b>Not Recommended</b></p> <ul style="list-style-type: none"> <li>~myInt8 myInt8 &amp;&amp; myDouble</li> </ul>

### himl\_0012: Usage of MATLAB functions for code generation

<b>ID: Title</b>	<b>himl_0012: Usage of MATLAB functions for code generation</b>
Description	Use only MATLAB functions that support code generation.
Rationale	To detect and avoid the usage of MATLAB functions which are not supported by code generation at earliest possible stages of development.
Model Advisor Checks	“Check MATLAB functions not supported for code generation” (Simulink Check)
References	<ul style="list-style-type: none"> <li>IEC 61508-3, Table A.3 (3) 'Language subset'</li> <li>IEC 62304, 5.5.3 - Software Unit acceptance criteria</li> <li>ISO 26262-6, Table 1 (1b) 'Use of language subsets'</li> <li>EN 50128, Table A.4 (11) 'Language Subset'</li> </ul> <p>DO-331, Section MB.6.3.1.b 'Accuracy and consistency' DO-331, Section MB.6.3.2.b 'Accuracy and consistency'</p>
See Also	coder.screener“Functions”“Functions”
Last Changed	R2021b

### himl\_0013: Limitation of built-in MATLAB Function complexity

<b>ID: Title</b>	<b>himl_0013: Limitation of built-in MATLAB Function complexity</b>	
Description	When authoring MATLAB code, limit the usage of built-in MATLAB functions that may result in generated code that exceeds complexity limits established for your project.	
Notes	Complexity limits can vary across projects. Typical limits might be as described in this table:	
	Metric	Limit
	Cyclomatic Complexity (Generated Code)	10
Rationale	Improve testability and maintainability.	
Model Advisor Checks	“Metrics for generated code complexity” (Simulink Check)	

<b>ID: Title</b>	<b>himl_0013: Limitation of built-in MATLAB Function complexity</b>
References	<ul style="list-style-type: none"><li>• ISO 26262-6, Table 2 (1a) - 'Natural language'</li><li>ISO 26262-6, Table 3 (1b) - 'Restricted size and complexity of software components'</li><li>ISO 26262-6, Table 1 (1a) - Enforcement of low complexity</li></ul>
Last Changed	R2021b

## himl\_0011: Data type and size of condition expressions

ID: Title	himl_0011: Data type and size of condition expressions
Description	<p>Logical scalars should be used for condition expressions. Condition expressions include:</p> <ul style="list-style-type: none"> <li>• if expressions</li> <li>• elseif expressions</li> <li>• while expressions</li> <li>• Condition expressions of Stateflow transitions</li> </ul>
Rationale	Prevent execution of unexpected code paths
Model Advisor Checks	"Check type and size of condition expressions" (Simulink Check)
References	<ul style="list-style-type: none"> <li>• IEC 61508-3, Table A.3 (2) 'Strongly typed programming language'</li> <li>• IEC 61508-3, Table A.3 (3) 'Language subset'</li> <li>• IEC 62304, 5.5.3 - Software Unit acceptance criteria</li> <li>• ISO 26262-6, Table 1(b) 'Use of language subsets'</li> <li>• ISO 26262-6, Table 1(c) 'Enforcement of strong typing'</li> <li>• EN 50128, Table A.4 (8) 'Strongly Typed Programming Language'</li> <li>• EN 50128, Table A.4 (11) 'Language Subset'</li> <li>• DO-331, Section MB.6.3.1.g 'Algorithms are accurate'</li> <li>• DO-331, Section MB.6.3.2.g 'Algorithms are accurate'</li> <li>• MISRA C:2012 Rule 14.4 - The controlling expression of an <code>if</code> statement and the controlling expression of an <code>iteration</code>-statement shall have essential Boolean type.</li> </ul>
Last Changed	R2019b

ID: Title	himl_0011: Data type and size of condition expressions
Examples	<p><b>Recommended</b></p> <p>Assume variable var is a scalar of type double with value -1.</p> <p>MATLAB Code:</p> <pre> if var &gt; 0 % expression is a logical scalar     ... % will not be executed elseif var &lt; 0 % expression is a logical scalar     ... % will be executed else     ... % will not be executed end while var &lt; 5 % expression is a logical scalar     var = var + 1; % executed 5 times end </pre> <p>Stateflow Transition Condition:</p> <pre>[var &gt; 0]{...} % condition action will not be executed</pre> <p><b>Not Recommended</b></p> <p>Assume variable var is a scalar of type double with value -1.</p> <p>MATLAB Code:</p> <pre> if var % expression is a double scalar     ... % will be executed because var is non-zero elseif ~var     ... % will not be executed else     ... % will not be executed end while var % expression is a double scalar     var = var + 1; % executed 1 time end </pre> <p>Stateflow Transition Condition:</p> <pre>[var]{...} % condition action will be executed because var is non-zero</pre>

# Configuration Parameter Considerations

---

- “Solver” on page 5-2
- “Math and Data Types” on page 5-4
- “Diagnostics” on page 5-6
- “Hardware Implementation” on page 5-18
- “Model Referencing” on page 5-19
- “Simulation Target” on page 5-20
- “Code Generation” on page 5-21

## Solver

### In this section...

“hisl\_0040: Configuration Parameters > Solver > Simulation time” on page 5-2

“hisl\_0041: Configuration Parameters > Solver > Solver options” on page 5-2

“hisl\_0042: Configuration Parameters > Solver > Tasking and sample time options” on page 5-3

### hisl\_0040: Configuration Parameters > Solver > Simulation time

ID: Title	hisl_0040: Configuration Parameters > Solver > Simulation time	
Description	Set these simulation time configuration parameters as follows:	
	A	<b>Start time</b> to 0.0.
	B	<b>Stop time</b> to a positive value that is less than the value of <b>Application lifespan (days)</b> .
Note	<p>Simulink allows nonzero start times for simulation. However, production code generation requires a zero start time.</p> <p><b>Stop time</b> in seconds and <b>Application lifespan (days)</b> is in days.</p> <p>When configuration parameter <b>Application lifespan (days)</b> is set to auto (default), any positive value for <b>Stop time</b> is valid.</p>	
Rationale	A	Generate code that is valid for production code generation.
Model Advisor Checks	“Check safety-related solver settings for simulation time” (Simulink Check)	
References	<ul style="list-style-type: none"> <li>• DO-331 Section MB.6.3.1.g—Algorithms are accurate</li> <li>• DO-331 Section MB.6.3.2.g—Algorithms are accurate</li> <li>• IEC 61508-3, Table A.3 (3) 'Language subset'</li> <li>• IEC 62304, 5.5.3 - Software Unit acceptance criteria</li> <li>• ISO 26262-6, Table 1 (1b) 'Use of language subsets'</li> <li>• EN 50128, Table A.4 (11) 'Language Subset'</li> </ul>	
See Also	<ul style="list-style-type: none"> <li>• “hisl_0048: Configuration Parameters &gt; Math and Data Types &gt; Application lifespan (days)” on page 5-4</li> <li>• “Solver Pane” in the Simulink documentation</li> </ul>	
Last Changed	R2017b	

### hisl\_0041: Configuration Parameters > Solver > Solver options

ID: Title	hisl_0041: Configuration Parameters > Solver > Solver options	
Description	For models used to develop high-integrity systems, in the Configuration Parameters dialog box, on the <b>Solver</b> pane, set parameters for solvers as follows:	
	A	<b>Type</b> to Fixed-step.
	B	<b>Solver</b> to discrete (no continuous states).
Note	Generating code for production requires a fixed-step, discrete solver.	

ID: Title	<b>hisl_0041: Configuration Parameters &gt; Solver &gt; Solver options</b>	
Rationale	A, B	Generate code that is valid for production code generation.
Model Advisor Checks	"Check safety-related solver settings for solver options" (Simulink Check)	
References	<ul style="list-style-type: none"> <li>• DO-331 Section MB.6.3.1.g—Algorithms are accurate</li> <li>• DO-331 Section MB.6.3.2.g—Algorithms are accurate</li> <li>• IEC 61508-3, Table A.3 (3) 'Language subset'</li> <li>• IEC 62304, 5.5.3 - Software Unit acceptance criteria</li> <li>• ISO 26262-6, Table 1 (1b) 'Use of language subsets'</li> <li>• EN 50128, Table A.4 (11) 'Language Subset'</li> </ul>	
See Also	"Solver Pane" in the Simulink documentation	
Last Changed	R2017b	

### **hisl\_0042: Configuration Parameters > Solver > Tasking and sample time options**

ID: Title	<b>hisl_0042: Configuration Parameters &gt; Solver &gt; Tasking and sample time options</b>	
Description	Clear configuration parameter <b>Automatically handle rate transition for data transfer</b> .	
Notes	<p>Selecting the <b>Automatically handle rate transition for data transfer</b> check box can result in inserting rate transition code without a corresponding model construct. This can impede establishing full traceability or showing that unintended functions are not introduced.</p> <p>You can either select or clear the <b>Higher priority value indicates higher task priority</b> check box . Selecting this check box determines whether the priority for <b>Sample time properties</b> uses the lowest values as highest priority, or the highest values as highest priority.</p>	
Rationale	Support fully specified models and unambiguous code.	
Model Advisor Checks	"Check safety-related solver settings for tasking and sample-time" (Simulink Check)	
References	<ul style="list-style-type: none"> <li>• DO-331, Section MB.6.3.4.e 'Source code is traceable to low-level requirements'</li> <li>• IEC 61508-3, Table A.3 (3) 'Language subset'</li> <li>• IEC 62304, 5.5.3 - Software Unit acceptance criteria</li> <li>• ISO 26262-6, Table 1 (1b) 'Use of language subsets'</li> <li>• EN 50128, Table A.4 (11) 'Language Subset'</li> </ul>	
See Also	"Solver Pane" in the Simulink documentation	
Last Changed	R2018a	

## Math and Data Types

### hisl\_0045: Configuration Parameters > Math and Data Types > Implement logic signals as Boolean data (vs. double)

<b>ID: Title</b>	<b>hisl_0045: Configuration Parameters &gt; Math and Data Types &gt; Implement logic signals as Boolean data (vs. double)</b>
Description	To support unambiguous behavior when using logical operators, relational operators, and the Combinatorial Logic block, select configuration parameter <b>Implement logic signals as Boolean data (vs. double)</b> .
Notes	Selecting <b>Implement logic signals as Boolean data (vs. double)</b> enables Boolean type checking, which produces an error when blocks that prefer Boolean inputs connect to double signals. This checking results in generating code that requires less memory.
Rationale	Avoid ambiguous model behavior and optimize memory for generated code.
Model Advisor Checks	“Check safety-related optimization settings for logic signals” (Simulink Check)
References	<ul style="list-style-type: none"> <li>• DO-331, MB.6.3.1.e 'High-level requirements conform to standards'</li> <li>• DO-331, MB.6.3.2.e 'Low-level requirements conform to standards'</li> <li>• IEC 61508-3, Table A.3 (2) 'Strongly typed programming language'</li> <li>• IEC 62304, 5.5.3 - Software Unit acceptance criteria</li> <li>• ISO 26262-6, Table 1 (1c) 'Enforcement of strong typing'</li> <li>• EN 50128, Table A.4 (8) 'Strongly Typed Programming Language'</li> <li>• MISRA C:2012, Rule 10.1</li> </ul>
See Also	<b>Implement logic signals as Boolean data (vs. double)</b> in the Simulink documentation.
Last Changed	R2018b

### hisl\_0048: Configuration Parameters > Math and Data Types > Application lifespan (days)

<b>ID: Title</b>	<b>hisl_0048: Configuration Parameters &gt; Math and Data Types &gt; Application lifespan (days)</b>
Description	To support the robustness of systems that run continuously, set configuration parameter <b>Application lifespan (days)</b> to <code>inf</code> .
Notes	Embedded applications might run continuously. Do not assume a limited lifespan for timers and counters. When you set <b>Application lifespan (days)</b> to <code>inf</code> , the simulation time is less than the application lifespan.
Rationale	Support robustness of systems that run continuously.
Model Advisor Checks	“Check safety-related optimization settings for application lifespan” (Simulink Check)



<b>ID: Title</b>	<b>hisl_0048: Configuration Parameters &gt; Math and Data Types &gt; Application lifespan (days)</b>
References	<ul style="list-style-type: none"><li>• DO-331, Section MB.6.3.1.g 'Algorithms are accurate'</li><li>• DO-331, Section MB.6.3.2.g 'Algorithms are accurate'</li><li>• IEC 61508-3, Table A.4 (3) 'Defensive Programming'</li><li>• IEC 62304, 5.5.3 - Software Unit acceptance criteria</li><li>• ISO 26262-6, Table 1 (1d) 'Use of defensive implementation techniques'</li><li>• EN 50128, Table A.3 (1) 'Defensive Programming'</li></ul>
See Also	<ul style="list-style-type: none"><li>• "Application lifespan (days)" in the Simulink documentation</li><li>• "hisl_0040: Configuration Parameters &gt; Solver &gt; Simulation time" on page 5-2</li></ul>
Last Changed	R2018b

## Diagnostics

In this section...
"hisl_0036: Configuration Parameters > Diagnostics > Saving" on page 5-6
"hisl_0043: Configuration Parameters > Diagnostics > Solver" on page 5-7
"hisl_0044: Configuration Parameters > Diagnostics > Sample Time" on page 5-8
"hisl_0301: Configuration Parameters > Diagnostics > Compatibility" on page 5-10
"hisl_0302: Configuration Parameters > Diagnostics > Data Validity > Parameters" on page 5-10
"hisl_0303: Configuration Parameters > Diagnostics > Data Validity > Merge blocks" on page 5-11
"hisl_0304: Configuration Parameters > Diagnostics > Data Validity > Model initialization" on page 5-11
"hisl_0305: Configuration Parameters > Diagnostics > Data Validity > Debugging" on page 5-12
"hisl_0306: Configuration Parameters > Diagnostics > Connectivity > Signals" on page 5-12
"hisl_0307: Configuration Parameters > Diagnostics > Connectivity > Buses" on page 5-13
"hisl_0308: Configuration Parameters > Diagnostics > Connectivity > Function calls" on page 5-13
"hisl_0309: Configuration Parameters > Diagnostics > Type Conversion" on page 5-14
"hisl_0310: Configuration Parameters > Diagnostics > Model Referencing" on page 5-15
"hisl_0311: Configuration Parameters > Diagnostics > Stateflow" on page 5-15
"hisl_0314: Configuration Parameters > Diagnostics > Data Validity > Signals" on page 5-16

### hisl\_0036: Configuration Parameters > Diagnostics > Saving

ID: Title	hisl_0036: Configuration Parameters > Diagnostics > Saving
Description	Set these configuration parameters to error: <ul style="list-style-type: none"> <li>• <b>Block diagram contains disabled library links</b></li> <li>• <b>Block diagram contains parameterized library links</b></li> </ul>
Rationale	Prevent unexpected results.
Model Advisor Checks	"Check safety-related diagnostic settings for saving" (Simulink Check)
References	<ul style="list-style-type: none"> <li>• DO-331, Section MB.6.3.3.b 'Software architecture is consistent'</li> <li>• IEC 61508-3, Table A.3 (3) 'Language subset'</li> <li>• IEC 62304, 5.5.3 - Software Unit acceptance criteria</li> <li>• ISO 26262-6, Table 1 (1b) 'Use of language subsets'</li> <li>• ISO 26262-6, Table 1 (1f) 'Use of unambiguous graphical representation'</li> <li>• EN 50128, Table A.4 (11) 'Language Subset'</li> </ul>
See Also	"Model Configuration Parameters: Diagnostics"
Last Changed	R2021a

## hisl\_0043: Configuration Parameters > Diagnostics > Solver

ID: Title	hisl_0043: Configuration Parameters > Diagnostics > Solver													
Description	<p>In the Configuration Parameters dialog box, on the <b>Diagnostics</b> pane, set the <b>Solver</b> parameters as follows:</p> <ul style="list-style-type: none"> <li>• <b>Algebraic loop</b> to error.</li> <li>• <b>Minimize algebraic loop</b> to error.</li> <li>• <b>Block priority violation</b> to error if you are using block priorities.</li> <li>• <b>Automatic solver parameter selection</b> to error.</li> <li>• <b>State name clash</b> to warning.</li> </ul>													
Note	<p>Enabling diagnostics pertaining to the solver provides information to detect violations of other guidelines.</p> <p>This table clarifies the result of not specifying the configuration parameter as indicated above.</p> <table border="1" data-bbox="349 842 1468 1415"> <thead> <tr> <th data-bbox="349 842 911 882">Configuration Parameter</th> <th data-bbox="911 842 1468 882">Result</th> </tr> </thead> <tbody> <tr> <td data-bbox="349 882 911 989"><b>Algebraic loop</b></td> <td data-bbox="911 882 1468 989">Automatic breakage of algebraic loops can go undetected and might result in unpredictable block order execution.</td> </tr> <tr> <td data-bbox="349 989 911 1096"><b>Minimize algebraic loop</b></td> <td data-bbox="911 989 1468 1096">Automatic breakage of algebraic loops can go undetected and might result in unpredictable block order execution.</td> </tr> <tr> <td data-bbox="349 1096 911 1203"><b>Block priority violation</b></td> <td data-bbox="911 1096 1468 1203">Block execution order can include undetected conflicts that might result in unpredictable block order execution.</td> </tr> <tr> <td data-bbox="349 1203 911 1346"><b>Automatic solver parameter selection</b></td> <td data-bbox="911 1203 1468 1346">An automatic change to the solver, step size, or simulation stop time can go undetected and might impact the operation of generated code.</td> </tr> <tr> <td data-bbox="349 1346 911 1415"><b>State name clash</b></td> <td data-bbox="911 1346 1468 1415">A name being used for more than one state might go undetected.</td> </tr> </tbody> </table>		Configuration Parameter	Result	<b>Algebraic loop</b>	Automatic breakage of algebraic loops can go undetected and might result in unpredictable block order execution.	<b>Minimize algebraic loop</b>	Automatic breakage of algebraic loops can go undetected and might result in unpredictable block order execution.	<b>Block priority violation</b>	Block execution order can include undetected conflicts that might result in unpredictable block order execution.	<b>Automatic solver parameter selection</b>	An automatic change to the solver, step size, or simulation stop time can go undetected and might impact the operation of generated code.	<b>State name clash</b>	A name being used for more than one state might go undetected.
Configuration Parameter	Result													
<b>Algebraic loop</b>	Automatic breakage of algebraic loops can go undetected and might result in unpredictable block order execution.													
<b>Minimize algebraic loop</b>	Automatic breakage of algebraic loops can go undetected and might result in unpredictable block order execution.													
<b>Block priority violation</b>	Block execution order can include undetected conflicts that might result in unpredictable block order execution.													
<b>Automatic solver parameter selection</b>	An automatic change to the solver, step size, or simulation stop time can go undetected and might impact the operation of generated code.													
<b>State name clash</b>	A name being used for more than one state might go undetected.													
Rationale	Support generation of robust and unambiguous code.													
Model Advisor Checks	"Check safety-related diagnostic settings for solvers" (Simulink Check)													
References	<ul style="list-style-type: none"> <li>• DO-331, Section MB.6.3.3.b - Software architecture is consistent.</li> <li>• DO-331, MB.6.3.3.e 'Software architecture conforms to standards'</li> <li>• IEC 61508-3, Table A.3 (3) 'Language subset'</li> <li>• IEC 62304, 5.5.3 - Software Unit acceptance criteria</li> <li>• ISO 26262-6, Table 1 (1b) 'Use of language subsets'</li> <li>• EN 50128, Table A.4 (11) 'Language Subset'</li> </ul>													
See Also	<ul style="list-style-type: none"> <li>• "Model Configuration Parameters: Diagnostics" in the Simulink documentation</li> <li>• jc_0021: Model diagnostic settings in the Simulink documentation</li> </ul>													

<b>ID: Title</b>	<b>hisl_0043: Configuration Parameters &gt; Diagnostics &gt; Solver</b>
Last Changed	R2018b

**hisl\_0044: Configuration Parameters > Diagnostics > Sample Time**

<b>ID: Title</b>	<b>hisl_0044: Configuration Parameters &gt; Diagnostics &gt; Sample Time</b>
Description	<p>In the Configuration Parameters dialog box, on the <b>Diagnostics &gt; Sample Time</b> pane, set these parameters to error:</p> <ul style="list-style-type: none"> <li>• “Source block specifies -1 sample time”</li> <li>• “Multitask data transfer”</li> <li>• “Single task data transfer”</li> <li>• “Multitask conditionally executed subsystem”</li> <li>• “Tasks with equal priority”</li> <li>• “Enforce sample times specified by Signal Specification blocks”</li> <li>• “Unspecified inheritability of sample time”</li> </ul> <p>If the target system does not allow preemption between tasks that have equal priority, set “Tasks with equal priority” to none.</p>

ID: Title	<b>hisl_0044: Configuration Parameters &gt; Diagnostics &gt; Sample Time</b>	
Note	Enabling diagnostics pertaining to the solver provides information to detect violations of other guidelines.	
	This table clarifies the result of not specifying the configuration parameter as indicated above.	
	<b>Configuration Parameter</b>	<b>Result</b>
	<b>Source block specifies -1 sample time</b>	Use of inherited sample times for a source block, such as Sine Wave, can go undetected and result in unpredictable execution rates for source and downstream blocks.
	<b>Multitask data transfer</b>	Invalid transfer of data between two blocks operating in multitasking mode can go undetected. You cannot use invalid data transfer for embedded real-time software applications.
	<b>Single task data transfer</b>	The transfer of data between two blocks operating in single-tasking mode can go undetected. You cannot use single-tasking data transfer for embedded real-time software applications.
	<b>Multitask conditionally executed subsystems</b>	A conditionally executed multirate subsystem, operating in multitasking mode, might go undetected and corrupt data or show unexpected behavior in a target system that allows preemption.
	<b>Tasks with equal priority</b>	Two asynchronous tasks with equal priority might go undetected and show unexpected behavior in target systems that allow preemption.
Rationale	A	Support generation of robust and unambiguous code.
Model Advisor Checks	"Check safety-related diagnostic settings for sample time" (Simulink Check)	

ID: Title	hisl_0044: Configuration Parameters > Diagnostics > Sample Time
References	<ul style="list-style-type: none"> <li>DO-331, Section MB.6.3.1.b 'High-level requirements are accurate and consistent'</li> <li>DO-331, Section MB.6.3.2.b 'Low-level requirements are accurate and consistent'</li> <li>DO-331, Section MB.6.3.3.b 'Software architecture is consistent'</li> <li>DO-331, Section MB.6.3.3.e - Software architecture conforms to standards.</li> <li>IEC 61508-3, Table A.3 (3) 'Language subset'</li> <li>IEC 62304, 5.5.3 - Software Unit acceptance criteria</li> <li>ISO 26262-6, Table 1 (1b) 'Use of language subsets'</li> <li>ISO 26262-6, Table 1 (1f) 'Use of unambiguous graphical representation'</li> <li>EN 50128, Table A.4 (11) 'Language Subset'</li> </ul>
See Also	"Model Configuration Parameters: Sample Time Diagnostics"
Last Changed	R2017b

### hisl\_0301: Configuration Parameters > Diagnostics > Compatibility

ID: Title	hisl_0301: Configuration Parameters > Diagnostics > Compatibility
Description	Set configuration parameter <b>S-function upgrades needed</b> to error.
Rationale	Improve robustness of design.
Model Advisor Checks	"Check safety-related diagnostic settings for compatibility" (Simulink Check)
References	<ul style="list-style-type: none"> <li>DO-331, Section MB.6.3.3.b - Software architecture is consistent</li> <li>IEC 61508-3, Table A.4 (3) 'Defensive Programming'</li> <li>IEC 62304, 5.5.3 - Software Unit acceptance criteria</li> <li>ISO 26262-6, Table 1 (1b) 'Use of language subsets'</li> <li>ISO 26262-6, Table 1 (1d) 'Use of defensive implementation techniques'</li> <li>EN 50128, Table A.3 (1) 'Defensive Programming'</li> </ul>
See Also	"Model Configuration Parameters: Compatibility Diagnostics" in the Simulink documentation
Last Changed	R2017b

### hisl\_0302: Configuration Parameters > Diagnostics > Data Validity > Parameters

ID: Title	hisl_0302: Configuration Parameters > Diagnostics > Data Validity > Parameters
Description	<p>In the Configuration Parameters dialog box, on the <b>Diagnostics &gt; Data Validity</b> pane, set the <b>Parameters</b> parameters as follows:</p> <ul style="list-style-type: none"> <li><b>Detect downcast</b> to error</li> <li><b>Detect underflow</b> to error</li> <li><b>Detect loss of tunability</b> to error</li> <li><b>Detect overflow</b> to error</li> <li><b>Detect precision loss</b> to error</li> </ul>

ID: Title	hisl_0302: Configuration Parameters > Diagnostics > Data Validity > Parameters
Rationale	Improve robustness of design.
Model Advisor Checks	“Check safety-related diagnostic settings for parameters” (Simulink Check)
References	<ul style="list-style-type: none"> <li>DO-331, Section MB.6.3.1.g - Algorithms are accurate</li> <li>DO-331, Section MB.6.3.2.g - Algorithms are accurate.</li> <li>IEC 61508-3, Table A.4 (3) 'Defensive Programming'</li> <li>IEC 62304, 5.5.3 - Software Unit acceptance criteria</li> <li>ISO 26262-6, Table 1 (1b) 'Use of language subsets'</li> <li>ISO 26262-6, Table 1 (1d) 'Use of defensive implementation techniques'</li> <li>EN 50128, Table A.3 (1) 'Defensive Programming'</li> </ul>
See Also	“Model Configuration Parameters: Data Validity Diagnostics” in the Simulink documentation
Last Changed	R2018b

### hisl\_0303: Configuration Parameters > Diagnostics > Data Validity > Merge blocks

ID: Title	hisl_0303: Configuration Parameters > Diagnostics > Data Validity > Merge blocks
Description	Set configuration parameter <b>Detect multiple driving blocks executing at the same time step</b> to error.
Rationale	Improve robustness of design.
Model Advisor Checks	“Check safety-related diagnostic settings for Merge blocks” (Simulink Check)
References	<ul style="list-style-type: none"> <li>DO-331 MB.6.3.2 (b) Accuracy and Consistency</li> <li>IEC 61508-3, Table A.3 (3) - Language subset</li> <li>IEC 62304, 5.5.3 - Software Unit acceptance criteria</li> <li>ISO 26262-6, Table 1 (1b) - Use of language subsets</li> <li>EN 50128, Table A.4 (11) - Language Subset</li> </ul>
See Also	“Detect multiple driving blocks executing at the same time step” in the Simulink documentation
Last Changed	R2017b

### hisl\_0304: Configuration Parameters > Diagnostics > Data Validity > Model initialization

ID: Title	hisl_0304: Configuration Parameters > Diagnostics > Data Validity > Model initialization
Description	Set configuration parameter <b>Underspecified initialization</b> to Simplified.
Rationale	Improve robustness of design.
Model Advisor Checks	“Check safety-related diagnostic settings for model initialization” (Simulink Check)

ID: Title	hisl_0304: Configuration Parameters > Diagnostics > Data Validity > Model initialization
References	<ul style="list-style-type: none"> <li>• DO-331, Section MB.6.3.3.b - Software architecture is consistent</li> <li>• IEC 61508-3, Table A.3 (3) - Language subset</li> <li>• IEC 62304, 5.5.3 - Software Unit acceptance criteria</li> <li>• ISO 26262-6, Table 1 (1b) - Use of language subsets</li> <li>• EN 50128, Table A.4 (11) - Language Subset</li> <li>• MISRA C:2012, Rule 9.1</li> </ul>
See Also	“Underspecified initialization detection” in the Simulink documentation
Last Changed	R2017b

### hisl\_0305: Configuration Parameters > Diagnostics > Data Validity > Debugging

ID: Title	hisl_0305: Configuration Parameters > Diagnostics > Data Validity > Debugging
Description	Set configuration parameter <b>Model Verification block enabling</b> to Disable all.
Rationale	Improve robustness of design.
Model Advisor Checks	“Check safety-related diagnostic settings for data used for debugging” (Simulink Check)
References	<ul style="list-style-type: none"> <li>• DO-331, Section MB.6.3.1.e - High-level requirements conform to standards</li> <li>• DO-331, Section MB.6.3.2.e - Low-level requirements conform to standards</li> <li>• IEC 61508-3, Table A.3 (3) - Language subset</li> <li>• IEC 62304, 5.5.3 - Software Unit acceptance criteria</li> <li>• ISO 26262-6, Table 1 (1b) - Use of language subsets</li> <li>• EN 50128, Table A.4 (11) - Language Subset</li> </ul>
See Also	“Model Verification block enabling” in the Simulink documentation
Last Changed	R2017b

### hisl\_0306: Configuration Parameters > Diagnostics > Connectivity > Signals

ID: Title	hisl_0306: Configuration Parameters > Diagnostics > Connectivity > Signals
Description	<p>In the Configuration Parameters dialog box, on the <b>Diagnostics &gt; Connectivity</b> pane, set the <b>Signals</b> parameters as follows:</p> <ul style="list-style-type: none"> <li>• <b>Signal label mismatch</b> to error</li> <li>• <b>Unconnected block input ports</b> to error</li> <li>• <b>Unconnected block output ports</b> to error</li> <li>• <b>Unconnected line</b> to error</li> </ul>
Rationale	Improve robustness of design.
Model Advisor Checks	“Check safety-related diagnostic settings for signal connectivity” (Simulink Check)



ID: Title	hisl_0306: Configuration Parameters > Diagnostics > Connectivity > Signals
References	<ul style="list-style-type: none"> <li>• DO-331, Section MB.6.3.1.e - 'High-level requirements conform to standards'</li> <li>• DO-331, Section MB.6.3.2.e - 'Low-level requirements conform to standards'</li> <li>• IEC 61508-3, Table A.3 (3) - 'Language subset'</li> <li>• IEC 62304, 5.5.3 - 'Software Unit acceptance criteria'</li> <li>• ISO 26262-6, Table 1 (1b) - 'Use of language subsets'</li> <li>• ISO 26262-6, Table 1 (1f) - 'Use of unambiguous graphical representation'</li> <li>• EN 50128, Table A.4 (11) - 'Language Subset'</li> </ul>
See Also	"Model Configuration Parameters: Connectivity Diagnostics" in the Simulink documentation
Last Changed	R2017b

### hisl\_0307: Configuration Parameters > Diagnostics > Connectivity > Buses

ID: Title	hisl_0307: Configuration Parameters > Diagnostics > Connectivity > Buses
Description	<p>In the Configuration Parameters dialog box, on the <b>Diagnostics &gt; Connectivity</b> pane, set the <b>Buses</b> parameters as follows:</p> <ul style="list-style-type: none"> <li>• <b>Unspecified bus object at root Output block</b> to error</li> <li>• <b>Element name mismatch</b> to error</li> <li>• <b>Bus signal treated as vector</b> to error</li> <li>• <b>Non-bus signals treated as bus signals</b> to error</li> </ul>
Rationale	Improve robustness of design.
Model Advisor Checks	"Check safety-related diagnostic settings for bus connectivity" (Simulink Check)
References	<ul style="list-style-type: none"> <li>• DO-331, Section MB.6.3.3.b - Software architecture is consistent</li> <li>• IEC 61508-3, Table A.3 (3) - Language subset</li> <li>• IEC 62304, 5.5.3 - Software Unit acceptance criteria</li> <li>• ISO 26262-6, Table 1 (1b) - Use of language subsets</li> <li>• EN 50128, Table A.4 (11) - Language Subset</li> </ul>
See Also	"Model Configuration Parameters: Connectivity Diagnostics" in the Simulink documentation
Last Changed	R2020a

### hisl\_0308: Configuration Parameters > Diagnostics > Connectivity > Function calls

ID: Title	hisl_0308: Configuration Parameters > Diagnostics > Connectivity > Function calls
Description	Set configuration parameter <b>Context-dependent inputs</b> to error.
Rationale	Improve robustness of design.

ID: Title	hisl_0308: Configuration Parameters > Diagnostics > Connectivity > Function calls
Model Advisor Checks	“Check safety-related diagnostic settings that apply to function-call connectivity” (Simulink Check)
References	<ul style="list-style-type: none"> <li>• DO-331, Section MB.6.3.3.b - Software architecture is consistent</li> <li>• IEC 61508-3, Table A.3 (3) - Language subset</li> <li>• IEC 62304, 5.5.3 - Software Unit acceptance criteria</li> <li>• ISO 26262-6, Table 1 (1b) - Use of language subsets</li> <li>• EN 50128, Table A.4 (11) - Language Subset</li> </ul>
See Also	“Model Configuration Parameters: Connectivity Diagnostics” in the Simulink documentation
Last Changed	R2017b

### hisl\_0309: Configuration Parameters > Diagnostics > Type Conversion

ID: Title	hisl_0309: Configuration Parameters > Diagnostics > Type Conversion
Description	<p>In the Configuration Parameters dialog box, on the <b>Diagnostics &gt; Type Conversion</b> pane, set these parameters as follows:</p> <ul style="list-style-type: none"> <li>• <b>Unnecessary type conversion</b> to warning</li> <li>• <b>Vector/matrix block input conversion</b> to error</li> <li>• <b>32-bit integer to single precision float conversion</b> to warning</li> </ul>
Rationale	Improve robustness of design.
Model Advisor Checks	“Check safety-related diagnostic settings for type conversions” (Simulink Check)
References	<ul style="list-style-type: none"> <li>• DO-331, Section MB.6.3.1.g - Algorithms are accurate</li> <li>• DO-331, Section MB.6.3.2.g - Algorithms are accurate</li> <li>• IEC 61508-3, Table A.3 (2) Strongly typed programming language</li> <li>• IEC 61508-3, Table A.4 (3) Defensive programming</li> <li>• IEC 62304, 5.5.3 - Software Unit acceptance criteria</li> <li>• ISO 26262-6, Table 1 (1b) Use of language subsets</li> <li>• ISO 26262-6, Table 1 (1c) Enforcement of strong typing</li> <li>• ISO 26262-6, Table 1 (1d) Use of defensive implementation techniques</li> <li>• EN 50128, Table A.4 (8) Strongly Typed Programming Language</li> <li>• EN 50128, Table A.3 (1) Defensive Programming</li> </ul>
See Also	“Model Configuration Parameters: Type Conversion Diagnostics” in the Simulink documentation
Last Changed	R2017b

## hisl\_0310: Configuration Parameters > Diagnostics > Model Referencing

ID: Title	hisl_0310: Configuration Parameters > Diagnostics > Model Referencing
Description	<p>In the Configuration Parameters dialog box, on the <b>Diagnostics &gt; Model Referencing</b> pane, set these parameters as follows:</p> <ul style="list-style-type: none"> <li>• <b>Port and parameter mismatch</b> to error</li> <li>• <b>Invalid root Inport/Outport block connection</b> to error</li> <li>• <b>Unsupported data logging</b> to error</li> </ul>
Rationale	Improve robustness of design.
Model Advisor Checks	“Check safety-related diagnostic settings for model referencing” (Simulink Check)
References	<ul style="list-style-type: none"> <li>• DO-331, Section MB.6.3.1.d - High-level requirements are verifiable</li> <li>• DO-331, Section MB.6.3.2.d - Low-level requirements are verifiable.</li> <li>• DO-331, Section MB.6.3.3.b - Software architecture is consistent</li> <li>• IEC 61508-3, Table A.3 (3) - Language subset</li> <li>• IEC 62304, 5.5.3 - Software Unit acceptance criteria</li> <li>• ISO 26262-6, Table 1 (1b) - Use of language subsets</li> <li>• EN 50128, Table A.4 (11) - Language Subset</li> </ul>
See Also	“Model Configuration Parameters: Model Referencing Diagnostics” in the Simulink documentation
Last Changed	R2020a

## hisl\_0311: Configuration Parameters > Diagnostics > Stateflow

ID: Title	hisl_0311: Configuration Parameters > Diagnostics > Stateflow
Description	<p>On the <b>Diagnostics &gt; Stateflow</b> pane, set these configuration parameters to error:</p> <ul style="list-style-type: none"> <li>• “Unexpected backtracking”</li> <li>• “Invalid input data access in chart initialization”</li> <li>• “No unconditional default transitions”</li> <li>• “Transition outside natural parent”</li> <li>• “Undirected event broadcasts”</li> <li>• “Transition action specified before condition action”</li> <li>• “Read-before-write to output in Moore chart”</li> <li>• “Absolute time temporal value shorter than sampling period”</li> <li>• “Self transition on leaf state”</li> <li>• “Execute-at-Initialization disabled in presence of input events”</li> <li>• “Use of machine-parented data instead of Data Store Memory”</li> <li>• “Unreachable execution path”</li> </ul>
Rationale	Improve robustness of design and promote a clear modeling style.

ID: Title	hisl_0311: Configuration Parameters > Diagnostics > Stateflow
Model Advisor Checks	“Check safety-related diagnostic settings for Stateflow” (Simulink Check)
References	<ul style="list-style-type: none"> <li>DO-331, Section MB.6.3.1.b 'High-level requirements are accurate and consistent'</li> <li>DO-331, Section MB.6.3.1.e 'High-level requirements conform to standards'</li> <li>DO-331, Section MB.6.3.1.g 'Algorithms are accurate'</li> <li>DO-331, Section MB.6.3.2.b 'Low-level requirements are accurate and consistent'</li> <li>DO-331, Section MB.6.3.2.d 'Low-level requirements are verifiable'</li> <li>DO-331, Section MB.6.3.2.e 'Low-level requirements conform to standards'</li> <li>DO-331, Section MB.6.3.2.g 'Algorithms are accurate'</li> <li>EN 50128, Table A.4 (11) - 'Language Subset'</li> <li>EN 50128, Table A.12 (6) - 'Limited Use of Recursion'</li> <li>IEC 62304, 5.5.3 - 'Software Unit acceptance criteria'</li> <li>ISO 26262-6, Table 1 (1b) - 'Use of language subsets'</li> <li>ISO 26262-6, Table 8 (1j) - 'No recursions'</li> <li>IEC 61508-3, Table A.3 (3) - 'Language subset'</li> <li>MISRA C:2012, Rule 17.2</li> </ul>
See Also	“Model Configuration Parameters: Stateflow Diagnostics” in the Simulink documentation
Last Changed	R2021a

### hisl\_0314: Configuration Parameters > Diagnostics > Data Validity > Signals

ID: Title	hisl_0314: Configuration Parameters > Diagnostics > Data Validity > Signals
Description	<p>In the Configuration Parameters dialog box, on the <b>Diagnostics &gt; Data Validity</b> pane, set the <b>Signals</b> parameters as follows:</p> <ul style="list-style-type: none"> <li><b>Signal resolution</b> to Explicit only</li> <li><b>Division by singular matrix</b> to error</li> <li><b>Underspecified data types</b> to error</li> <li><b>Inf or NaN block output</b> to error</li> <li><b>“rt” prefix for identifiers</b> to error</li> <li><b>Wrap on overflow</b> to error</li> <li><b>Saturate on overflow</b> to error</li> <li><b>Simulation range checking</b> to error</li> </ul>
Rationale	Improve robustness of design.
Model Advisor Checks	“Check safety-related diagnostic settings for signal data” (Simulink Check)

ID: Title	hisl_0314: Configuration Parameters > Diagnostics > Data Validity > Signals
References	<ul style="list-style-type: none"> <li>• DO-331, Section MB.6.4.2.2 'Robustness Test Cases'</li> <li>• DO-331, Section MB.6.4.3 'Requirements-Based Testing Methods'</li> <li>• DO-331, Section MB.6.3.1.e 'High-level requirements conform to standards'</li> <li>• DO-331, Section MB.6.3.2.e 'Low-level requirements conform to standards'</li> <li>• DO-331, Section MB.6.3.1.g 'Algorithms are accurate'</li> <li>• DO-331, Section MB.6.3.2.g 'Algorithms are accurate'</li> <li>• DO-331, Section MB.6.3.3.b 'Software architecture is consistent'</li> <li>• IEC 61508-3, Table A.3 (3) 'Language subset'</li> <li>• IEC 61508-3, Table A.4 (3) 'Defensive programming'</li> <li>• IEC 62304, 5.5.3 - Software Unit acceptance criteria</li> <li>• ISO 26262-6, Table 1 (1b) 'Use of language subsets'</li> <li>• ISO 26262-6, Table 1 (1d) 'Use of defensive implementation techniques'</li> <li>• EN 50128, Table A.4 (11) 'Language Subset'</li> <li>• EN 50128, Table A.3 (1) 'Defensive Programming'</li> <li>• MISRA C:2012, Dir 4.1</li> </ul>
See Also	"Model Configuration Parameters: Data Validity Diagnostics"
Last Changed	R2018a

## Hardware Implementation

### hisl\_0071: Configuration Parameters > Hardware Implementation >Inconsistent hardware implementation settings

<b>ID: Title</b>	<b>hisl_0071: Configuration Parameters &gt; Hardware Implementation &gt;Inconsistent hardware implementation settings</b>
Description	<p>Inconsistencies or under-specification of hardware attributes can result in incompatible code generation for production hardware. For compatible code generation, these configuration parameters must be the same between production hardware and test hardware:</p> <ul style="list-style-type: none"> <li>• <b>Byte ordering</b></li> <li>• <b>Signed integer division rounds to</b></li> </ul>
Notes	<p>Simulink and Simulink Coder™ require two sets of target specifications. The first set describes the final intended production target. The second set describes the currently selected target. If the configuration parameters do not match, the code generator creates extra code to emulate the behavior of the production target.</p> <p>Inconsistent hardware parameters between production hardware and test hardware can be avoided by selecting configuration parameter <b>Test hardware is the same as production hardware</b>.</p>
Rationale	Efficient code generation
Model Advisor Check	“Check safety-related settings for hardware implementation” (Simulink Check)
References	<ul style="list-style-type: none"> <li>• ISO 26262-6, Table 4 (1a) ‘Walk-through of the design’</li> <li>ISO 26262-6, Table 4 (1b) ‘Inspection of the design’</li> <li>ISO 26262-6, Table 7 (1a) ‘Walk-through’</li> <li>ISO 26262-6, Table 7 (1c) ‘Inspection’</li> <li>ISO 26262-6, Table 7 (1n) ‘Back-to-back comparison test between model and code, if applicable ’</li> <li>ISO 26262-6, Table 10 (1e) ‘Back-to-back comparison test between model and code, if applicable’</li> <li>• DO-331 MB.6.3.2.c ‘Compatibility with Target Computer’</li> <li>DO-331 MB.6.3.3.c ‘Compatibility with Target Computer’</li> </ul>
See Also	“Set Byte Ordering for Device” (Simulink Coder)
Last Changed	R2021a

## Model Referencing

### hisl\_0037: Configuration Parameters > Model Referencing

ID: Title	hisl_0037: Configuration Parameters > Model Referencing	
Description	Set these Configuration Parameters as follows:	
	A	<b>Rebuild</b> to Never or If any changes detected.
	B	<b>Never rebuild diagnostic</b> to Error if rebuild required.
	C	Clear <b>Pass fixed-size scalar root inputs by value for code generation.</b>
	D	Clear <b>Minimize algebraic loop occurrences.</b>
Rationale	A	To prevent unnecessary regeneration of the code, resulting in changing only the date of the file and slowing down the build process when using model references.
	B	For safety-related applications, an error should alert model developers that the parent and referenced models are inconsistent.
	C	To prevent unpredictable data because scalar values can change during a time step.
	D	To be compatible with the recommended setting of <b>Single output / update function</b> for embedded systems code.
Model Advisor Checks	"Check safety-related model referencing settings" (Simulink Check)	
References	<ul style="list-style-type: none"> <li>• DO-331, Section MB.6.3.1.b 'High-level requirements are accurate and consistent'</li> <li>• DO-331, Section MB.6.3.2.b 'Low-level requirements are accurate and consistent'</li> <li>• DO-331, Section MB.6.3.3.b 'Software architecture is consistent'</li> <li>• IEC 61508-3, Table A.3 (3) 'Language subset'</li> <li>• IEC 61508-3, Table A.4 (3) 'Defensive programming'</li> <li>• IEC 62304, 5.5.3 - Software Unit acceptance criteria</li> <li>• ISO 26262-6, Table 1 (1b) 'Use of language subsets'</li> <li>• ISO 26262-6, Table 1 (1d) 'Use of defensive implementation techniques'</li> <li>• EN 50128, Table A.4 (11) 'Language Subset'</li> <li>• EN 50128, Table A.3 (1) 'Defensive Programming'</li> </ul>	
See Also	"Model Configuration Parameters: Model Referencing"	
Last Changed	R2021a	

## Simulation Target

### hisl\_0046: Configuration Parameters > Simulation Target > Block reduction

ID: Title	hisl_0046: Configuration Parameters > Simulation Target > Block reduction
Description	To support unambiguous presentation of the generated code and support traceability between a model and generated code, clear configuration parameter <b>Block reduction</b> .
Notes	Selecting <b>Block reduction</b> might optimize blocks out of the code generated for a model. This results in requirements without associated code and violates traceability objectives.
Rationale	Supports: <ul style="list-style-type: none"> <li>• Unambiguous presentation of generated code</li> <li>• Traceability between a model and generated code</li> </ul>
Model Advisor Checks	“Check safety-related block reduction optimization settings” (Simulink Check)
References	<ul style="list-style-type: none"> <li>• DO-331, Section MB.6.3.4.e ‘Source code is traceable to low-level requirements’</li> <li>• IEC 61508-3, Clauses 7.4.7.2, 7.4.8.3, and 7.7.2.8 which require to demonstrate that no unintended functionality has been introduced</li> <li>• ISO 26262-6, Table 1 (1f) - Use of unambiguous graphical representation</li> </ul>
See Also	“Block reduction” in the Simulink documentation
Last Changed	R2018b



## Code Generation

In this section...
“hisl_0052: Configuration Parameters > Code Generation > Optimization > Data initialization” on page 5-21
“hisl_0053: Configuration Parameters > Code Generation > Optimization > Remove code from floating-point to integer conversions that wraps out-of-range values” on page 5-22
“hisl_0054: Configuration Parameters > Code Generation > Optimization > Remove code that protects against division arithmetic exceptions” on page 5-23
“hisl_0056: Configuration Parameters > Code Generation > Optimization > Optimize using the specified minimum and maximum values” on page 5-23
“hisl_0038: Configuration Parameters > Code Generation > Comments” on page 5-24
“hisl_0039: Configuration Parameters > Code Generation > Interface” on page 5-25
“hisl_0047: Configuration Parameters > Code Generation > Code Style” on page 5-26
“hisl_0049: Configuration Parameters > Code Generation > Identifiers” on page 5-27
“hisl_0074: Configuration Parameters > Diagnostics > Modeling issues related to variants” on page 5-27
“hisl_0075: Usage of library links” on page 5-28

### hisl\_0052: Configuration Parameters > Code Generation > Optimization > Data initialization

ID: Title	hisl_0052: Configuration Parameters > Code Generation > Optimization > Data initialization	
Description	To support complete definition of data and initialize internal and external data to zero, clear these configuration parameters:	
	A	<b>Remove root level I/O zero initialization.</b>
	B	<b>Remove internal data zero initialization.</b>
Note	<p>Explicitly initialize all variables. If the run-time environment of the target system provides mechanisms to initialize I/O and state variables, consider using the initialization of the target as an alternative to the suggested settings.</p> <p>The configuration parameters are applicable only when these <b>Code Generation</b> configuration parameters are set as follows:</p> <ul style="list-style-type: none"> <li>• <b>System target file</b> is an ERT-based target only. (Not applicable for <code>autosar.tlc</code> target type.)</li> <li>• <b>InterfaceCode interface packaging</b> is set to either <code>Nonreusable function</code> or <code>Reusable function</code></li> </ul>	
Rationale	A, B	Support fully defined data in generated code.
Model Advisor Checks	“Check safety-related optimization settings for data initialization” (Simulink Check)	

ID: Title	<b>hisl_0052: Configuration Parameters &gt; Code Generation &gt; Optimization &gt; Data initialization</b>
References	<ul style="list-style-type: none"> <li>• DO-331, Section MB.6.3.3.b 'Software architecture is consistent'</li> <li>• IEC 61508-3, Table A.4 (3) 'Defensive Programming'</li> <li>• IEC 62304, 5.5.3 - Software Unit acceptance criteria</li> <li>• ISO 26262-6, Table 1 (1d) 'Use of defensive implementation techniques'</li> <li>• EN 50128, Table A.3 (1) 'Defensive Programming'</li> </ul>
See Also	Information about the following parameters in the Simulink documentation: <ul style="list-style-type: none"> <li>• "Remove root level I/O zero initialization" (Embedded Coder)</li> <li>• "Remove internal data zero initialization" (Embedded Coder)</li> </ul>
Last Changed	R2021a

**hisl\_0053: Configuration Parameters > Code Generation > Optimization > Remove code from floating-point to integer conversions that wraps out-of-range values**

ID: Title	<b>hisl_0053: Configuration Parameters &gt; Code Generation &gt; Optimization &gt; Remove code from floating-point to integer conversions that wraps out-of-range values</b>
Description	To support verifiable code, select configuration parameter <b>Remove code from floating-point to integer conversions that wraps out-of-range values</b>
Notes	Avoid overflows as opposed to handling them with wrapper code.  For blocks whose <b>Saturate on integer overflow</b> configuration parameter is cleared, deselecting <b>Remove code from floating-point to integer conversions that wraps out-of-range values</b> can add code that wraps out of range values, resulting in unreachable code that cannot be tested.
Rationale	Support generation of code that can be verified.
Model Advisor Checks	"Check safety-related optimization settings for data type conversions" (Simulink Check)
References	<ul style="list-style-type: none"> <li>• DO-331, Section MB.6.3.1.g 'Algorithms are accurate'</li> <li>• DO-331, Section MB.6.3.2.g 'Algorithms are accurate'</li> <li>• IEC 61508-3, Table A.4 (3) 'Defensive Programming'</li> <li>• IEC 62304, 5.5.3 - Software Unit acceptance criteria</li> <li>• ISO 26262-6, Table 1 (1d) 'Use of defensive implementation techniques'</li> <li>• EN 50128, Table A.3 (1) 'Defensive Programming'</li> <li>• MISRA C:2012, Rule 2.1</li> <li>• INT32-C. Ensure that operations on signed integers do not result in overflow</li> </ul>
See Also	"Remove code from floating-point to integer conversions that wraps out-of-range values" (Simulink Coder) in the Simulink documentation
Last Changed	R2021b

## hisl\_0054: Configuration Parameters > Code Generation > Optimization > Remove code that protects against division arithmetic exceptions

<b>ID: Title</b>	<b>hisl_0054: Configuration Parameters &gt; Code Generation &gt; Optimization &gt; Remove code that protects against division arithmetic exceptions</b>
Description	To support the robustness of the operations, clear configuration parameter <b>Remove code that protects against division arithmetic exceptions</b> .
Note	Avoid division-by-zero exceptions. If you clear <b>Remove code that protects against division arithmetic exceptions</b> , the code generator produces code that guards against division by zero for fixed-point data.  This configuration parameter is applicable only when the <b>System target file</b> is an ERT-based target.
Rationale	Protect against divide-by-zero exceptions for fixed-point code.
Model Advisor Checks	"Check safety-related optimization settings for division arithmetic exceptions" (Simulink Check)
References	<ul style="list-style-type: none"> <li>• DO-331, Section MB.6.3.1.g 'Algorithms are accurate'</li> <li>• DO-331, Section MB.6.3.2.g 'Algorithms are accurate'</li> <li>• IEC 61508-3, Table A.3 (3) 'Language Subset'</li> <li>• IEC 61508-3 Table A.4 (3) 'Defensive Programming'</li> <li>• IEC 62304, 5.5.3 - Software Unit acceptance criteria</li> <li>• ISO 26262-6, Table 1(b) 'Use of language subsets'</li> <li>• ISO 26262-6, Table 1(d) 'Use of defensive implementation techniques'</li> <li>• EN 50128, Table A.4 (11) 'Language Subset'</li> <li>• EN 50128, Table A.3 (1) 'Defensive Programming'</li> <li>• MISRA C:2012, Dir 4.1</li> <li>• INT33-C. Ensure that division and remainder operations do not result in divide-by-zero errors</li> </ul>
See Also	"Remove code that protects against division arithmetic exceptions" (Embedded Coder) in the Simulink documentation
Last Changed	R2021b

## hisl\_0056: Configuration Parameters > Code Generation > Optimization > Optimize using the specified minimum and maximum values

<b>ID: Title</b>	<b>hisl_0056: Configuration Parameters &gt; Code Generation &gt; Optimization &gt; Optimize using the specified minimum and maximum values</b>
Description	To support verifiable code, clear configuration parameter <b>Optimize using the specified minimum and maximum values</b> .
Notes	Selecting <b>Optimize using the specified minimum and maximum values</b> can result in requirements without associated code and violates traceability objectives.
Rationale	Support traceability between a model and generated code.

<b>ID: Title</b>	<b>hisl_0056: Configuration Parameters &gt; Code Generation &gt; Optimization &gt; Optimize using the specified minimum and maximum values</b>
Model Advisor Checks	“Check safety-related optimization settings for specified minimum and maximum values” (Simulink Check)
References	<ul style="list-style-type: none"> <li>• DO-331 Section MB.MB.6.3.4.e 'Source code is traceable to low-level requirements’</li> <li>• IEC 61508-3, Table A.4 (3) 'Defensive Programming’</li> <li>• IEC 62304, 5.5.3 - Software Unit acceptance criteria</li> <li>• ISO 26262-6, Table 1 (1d) 'Use of defensive implementation techniques</li> <li>• EN 50128, Table A.3 (1) 'Defensive Programming'</li> </ul>
See also	<ul style="list-style-type: none"> <li>• “Optimize using the specified minimum and maximum values” (Embedded Coder)</li> <li>• Radio Technical Commission for Aeronautics (RTCA) for information on the DO-178C Software Considerations in Airborne Systems and Equipment Certification and related standards</li> </ul>
Last Changed	R2018b

### hisl\_0038: Configuration Parameters > Code Generation > Comments

<b>ID: Title</b>	<b>hisl_0038: Configuration Parameters &gt; Code Generation &gt; Comments</b>	
Description	In the Configuration Parameters dialog box, on the <b>Code Generation &gt; Comments</b> pane, select these parameters:	
	A	<b>Include comments.</b>
	B	<b>Simulink block comments.</b>
	C	<b>Show eliminated blocks.</b>
	D	<b>Verbose comments for 'Model default' storage class.</b>
	E	<b>Requirements in block comments.</b>
Rationale	A	Including comments provides good traceability between the code and the model.
	B	Including comments that describe the code for blocks provides good traceability between the code and the model.
	C	Including comments that describe the code for blocks eliminated from a model provides good traceability between the code and the model.
	D	Including the names of parameter variables and source blocks as comments in the model parameter structure declaration in <i>model_prm.h</i> provides good traceability between the code and the model.
	E	Including requirement descriptions assigned to Simulink blocks as comments provides good traceability between the code and the model.
Model Advisor Checks	“Check safety-related code generation settings for comments” (Simulink Check)	

ID: Title	hisl_0038: Configuration Parameters > Code Generation > Comments
References	<ul style="list-style-type: none"> <li>• DO-331, Section MB.6.3.4.e 'Source code is traceable to low-level requirements'</li> <li>• IEC 61508-3, Table A.3 (3) 'Language subset'</li> <li>• IEC 62304, 5.5.3 - Software Unit acceptance criteria</li> <li>• ISO 26262-6, Table 1 (1e) 'Use of well-trusted design principles'</li> <li>• EN 50128, Table A.4 (11) 'Language Subset'</li> </ul>
See Also	"Model Configuration Parameters: Comments" (Embedded Coder)
Last Changed	R2021a

### hisl\_0039: Configuration Parameters > Code Generation > Interface

ID: Title	hisl_0039: Configuration Parameters > Code Generation > Interface	
Description	For models used to develop high-integrity systems, in the Configuration Parameters dialog box, on the <b>Code Generation &gt; Interface</b> pane, set the <b>Software environment</b> , <b>Code interface</b> , and <b>Data exchange interface</b> parameters as follows:	
	A	Clear <b>Support: non-finite numbers</b> .
	B	Clear <b>Support: absolute time</b> .
	C	Clear <b>Support: continuous time</b> .
	D	Clear <b>Support: non-inlined S-functions</b> .
	E	Clear <b>Classic call interface</b> .
	F	Select <b>Single output / update function</b> .
	G	Clear <b>Terminate function required</b> .
	H	Select <b>Remove error status field in real-time model data structure</b> .
	I	Clear <b>MAT-file logging</b> .
Rationale	A	Support for non-finite numbers is not recommended for real-time safety-related systems.
	B	Support for absolute time is not recommended for real-time safety-related systems.
	C	Support for continuous time is not recommended for real-time safety-related systems.
	D	Support for non-inlined S-functions requires support of non-finite numbers, which is not recommended for real-time safety-related systems.
	E	To eliminate model function calls compatible with the main program module of the pre-2012a GRT target that is not recommended for real-time safety-related systems; use an ERT based target instead.
	F	To simplify the interface to the real-time operating system (RTOS) and simplify verification of the generated code by creating a single call to both the output and update functions.
	G	To eliminate <code>model_terminate</code> function, which is not recommended for real-time safety-related systems.

ID: Title	<b>hisl_0039: Configuration Parameters &gt; Code Generation &gt; Interface</b>	
	H	To eliminate extra code for logging and monitoring error status that might not be reachable for testing.
	I	To eliminate extra code for logging test points to a MAT file that is not supported by embedded targets.
Model Advisor Checks	"Check safety-related code generation interface settings" (Simulink Check)	
References	<ul style="list-style-type: none"> <li>DO-331, Section MB.6.3.1.c 'High-level requirements are compatible with target computer'</li> <li>DO-331, Section MB.6.3.2.c 'Low-level requirements are compatible with target computer'</li> <li>IEC 61508-3, Table A.3 (3) 'Language subset'</li> <li>IEC 62304, 5.5.3 - Software Unit acceptance criteria</li> <li>ISO 26262-6, Table 1 (1b) 'Use of language subsets'</li> <li>EN 50128, Table A.4 (11) 'Language Subset'</li> </ul>	
See Also	"Model Configuration Parameters: Code Generation Interface" (Embedded Coder)	
Last Changed	R2021a	

### hisl\_0047: Configuration Parameters > Code Generation > Code Style

ID: Title	<b>hisl_0047: Configuration Parameters &gt; Code Generation &gt; Code Style</b>	
Description	In the Configuration Parameters dialog box, on the <b>Code Generation &gt; Code Style</b> pane, set these parameters:	
	A	Set "Parentheses level" (Embedded Coder) to Standards (Parentheses for Standards Compliance) or Maximum (Specify precedence with parentheses).
	B	Select "Preserve operand order in expression" (Embedded Coder).
Note	These configuration parameters are available when configuration parameter "System target file" (Simulink Coder) is set to <code>ert.tlc</code> .	
Rationale	A	To prevent unexpected results.
	B	To improve traceability of the generated code.
Model Advisor Checks	"Check safety-related code generation settings for code style" (Simulink Check)	
References	<ul style="list-style-type: none"> <li>DO-331, Section MB.6.3.1.c 'High-level requirements are compatible with target computer'</li> <li>DO-331, Section MB.6.3.2.c 'Low-level requirements are compatible with target computer'</li> <li>DO-331, Section MB.6.3.4.e 'Source code is traceable to low-level requirements'</li> <li>IEC 61508-3, Table A.3 (3) 'Language subset'</li> <li>IEC 62304, 5.5.3 - Software Unit acceptance criteria</li> <li>ISO 26262-6, Table 1 (1b) 'Use of language subsets'</li> <li>EN 50128, Table A.4 (11) 'Language Subset'</li> <li>MISRA C:2012, Rule 12.1</li> </ul>	
See Also	"Model Configuration Parameters: Code Style" (Embedded Coder)	

<b>ID: Title</b>	<b>hisl_0047: Configuration Parameters &gt; Code Generation &gt; Code Style</b>
Last Changed	R2019b

### hisl\_0049: Configuration Parameters > Code Generation > Identifiers

<b>ID: Title</b>	<b>hisl_0049: Configuration Parameters &gt; Code Generation &gt; Identifiers</b>
Description	To minimize the likelihood that parameter and signal names will change during code generation when the model changes, set configuration parameter <b>Minimum mangle length</b> to 4 or greater.
Rationale	Decrease the effort to perform code review.
Model Advisor Checks	“Check safety-related code generation identifier settings” (Simulink Check)
References	<ul style="list-style-type: none"> <li>• DO-331, Section MB.6.3.4.e ‘Source code is traceable to low-level requirements’</li> <li>• IEC 61508-3, Table A.3 (3) ‘Language subset’</li> <li>• IEC 62304, 5.5.3 - Software Unit acceptance criteria</li> <li>• ISO 26262-6, Table 1 (1b) ‘Use of language subsets’</li> <li>• EN 50128, Table A.4 (11) ‘Language Subset’</li> </ul>
See Also	“Model Configuration Parameters: Code Generation Identifiers” (Embedded Coder)
Last Changed	R2021a

### hisl\_0074: Configuration Parameters > Diagnostics > Modeling issues related to variants

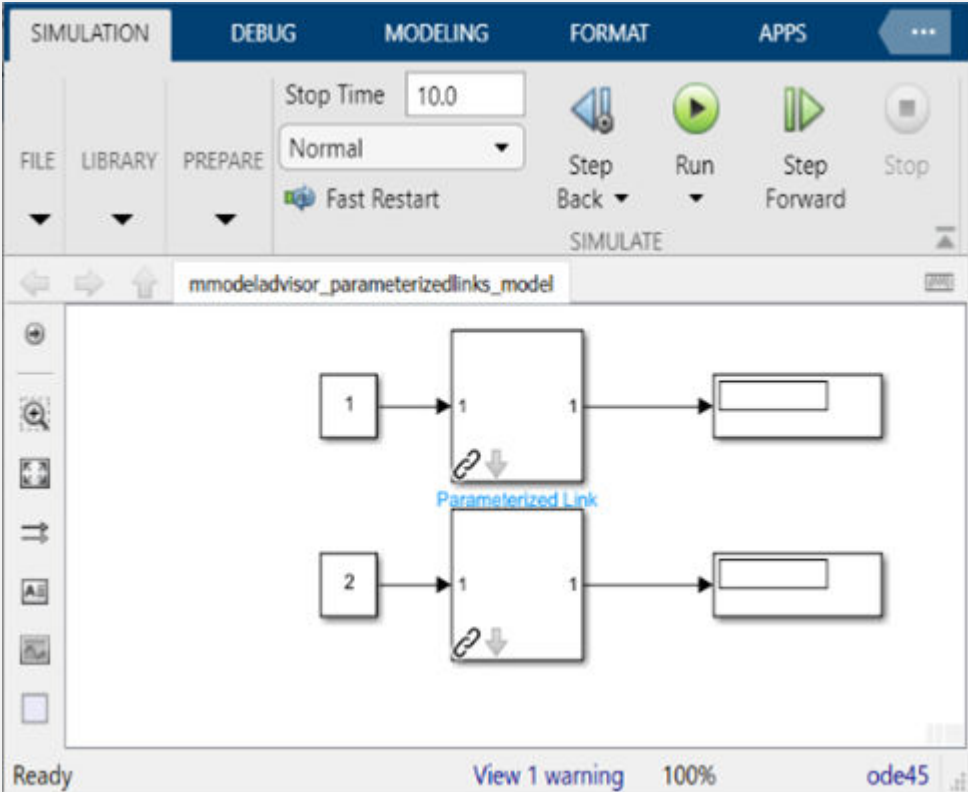
<b>ID: Title</b>	<b>hisl_0074: Configuration Parameters &gt; Diagnostics &gt; Modeling issues related to variants</b>
Description	Set these configuration parameters to error: <ul style="list-style-type: none"> <li>• Arithmetic operations in variant conditions</li> <li>• Variant condition mismatch at signal source and destination</li> </ul>
Rationale	To maintain a consistent behavior between the simulation and generated code and to prevent the creation of unused variables in generated code.
Model Advisor Checks	“Check safety-related diagnostic settings for variants” (Simulink Check)
References	<ul style="list-style-type: none"> <li>• DO-331, Section MB.6.3.2.b ‘Low-level requirements are accurate and consistent’</li> <li>• IEC 61508-3, Table A.4 (7) ‘Use of trusted / verified software modules and components’</li> <li>• MISRA C:2012, Rule 2.2</li> <li>• ISO 26262-6, Table 1 (1c) ‘Enforcement of strong typing’</li> <li>• ISO 26262-6, Table 1 (1f) ‘Use of unambiguous graphical representation’</li> <li>• ISO 26262-6, Table 1 (1e) ‘Use of well-trusted design principles’</li> </ul>

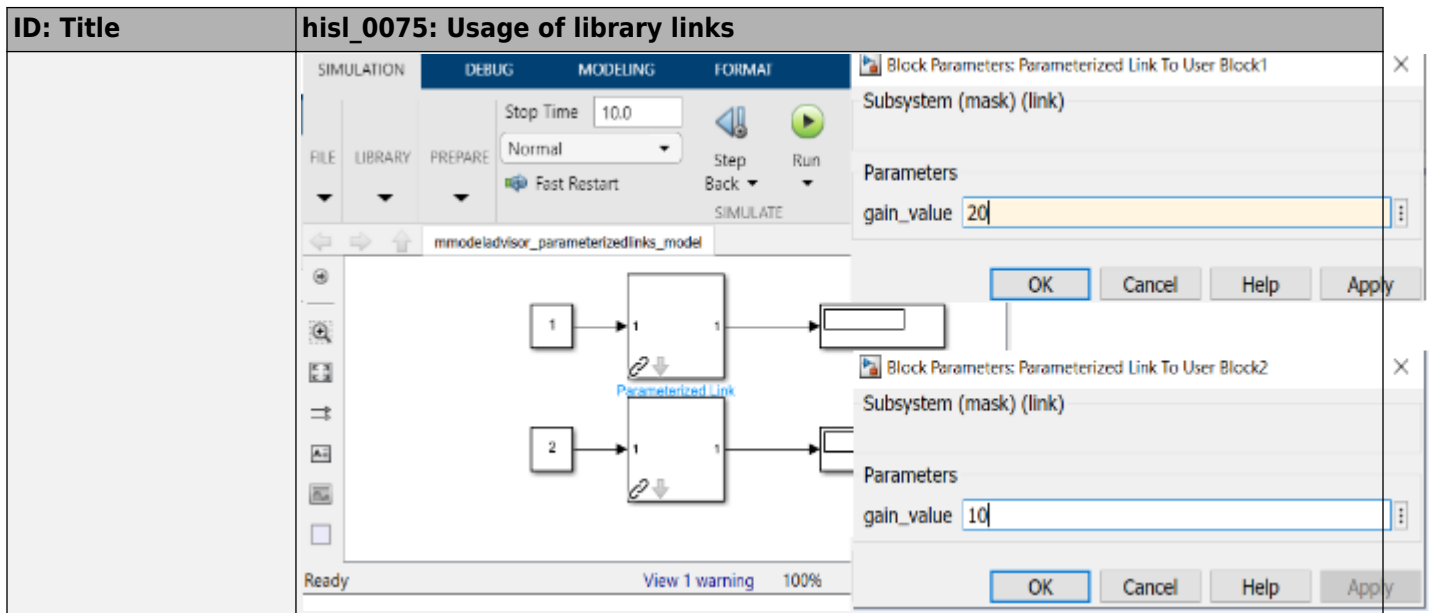
<b>ID: Title</b>	<b>hisl_0074: Configuration Parameters &gt; Diagnostics &gt; Modeling issues related to variants</b>
See Also	<ul style="list-style-type: none"> <li>• “Arithmetic operations in variant conditions”</li> <li>• “Prevent Creation of Unused Variables for Unconditional and Conditional Variant Choices”</li> <li>• “Variant condition mismatch at signal source and destination”</li> </ul>
Last Changed	R2021b

### **hisl\_0075: Usage of library links**

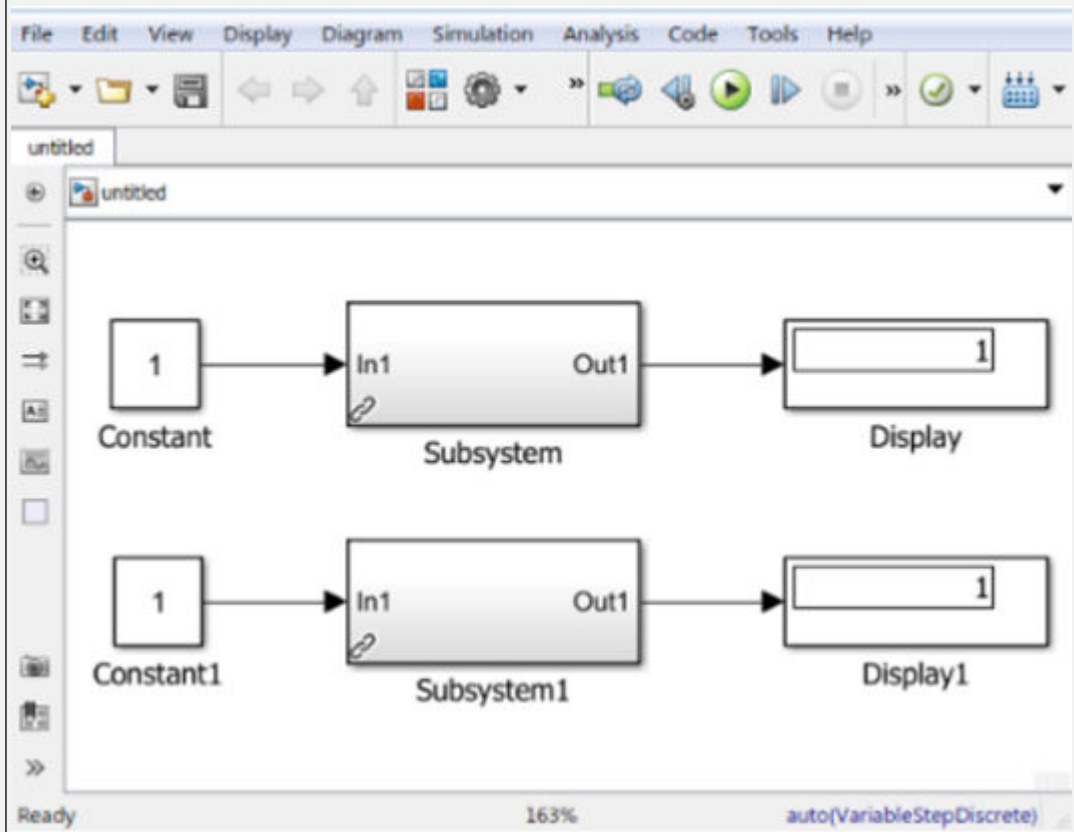
<b>ID: Title</b>	<b>hisl_0075: Usage of library links</b>
Description	To maintain a consistent behavior between the simulation and generated code, avoid Disabled library links and Parameterized library links in the model.
Rationale	To avoid unintended simulation results.
Model Advisor Checks	“Check for disabled and parameterized library links” (Simulink Check)
References	<ul style="list-style-type: none"> <li>• DO-331, Section MB.6.3.2.b 'Low-level requirements are accurate and consistent'</li> <li>• DO-331, Section MB.6.3.3.b 'Software architecture is consistent'</li> <li>• IEC 61508-3, Table A.3 (3) 'Language subset'</li> <li>• IEC 62304, 5.5.3 - Software Unit acceptance criteria</li> <li>• ISO 26262-6, Table 1 (1b) 'Use of language subsets'</li> <li>• ISO 26262-6, Table 1 (1f) 'Use of unambiguous graphical representation'</li> <li>• EN 50128, Table A.4 (11) 'Language Subset'</li> </ul>
Last Changed	R2022a



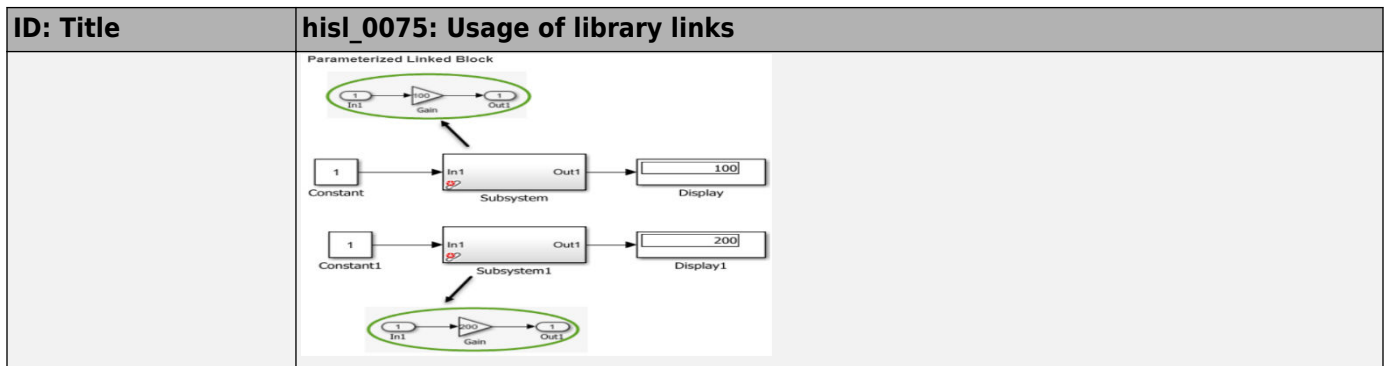
ID: Title	hisl_0075: Usage of library links
Examples	<p><b>Recommended:</b></p> <p>It is recommended to use masked library links to change the parameter values inside the library blocks instead of creating the parameterized library links.</p>  <p>Changing the gain value on masked parameter in the model doesn't create the parameterized links.</p>



**Not Recommended:**



Changing the gain value using set\_param in the command window cause parameterized library link. This would cause unintended behavior.





# Naming Considerations

---

## Naming Considerations

### In this section...

“hisl\_0031: Model file names” on page 6-2

“hisl\_0032: Model object names” on page 6-3

### hisl\_0031: Model file names

ID: Title	hisl_0031: Model file names
Description	<p>For model file names:</p> <ul style="list-style-type: none"> <li>• Use these characters: a-z, A-Z, 0-9, and the underscore (_).</li> <li>• Use strings that are more than 2 and less than 64 characters. (<i>Not including the dot and file extension</i>).</li> </ul> <p>Do not:</p> <ul style="list-style-type: none"> <li>• Start the name with a number.</li> <li>• Use underscores at the beginning or end of a string.</li> <li>• Use more than one consecutive underscore.</li> <li>• Use underscores in file extensions.</li> <li>• Use reserved identifiers.</li> </ul>
Rationale	<ul style="list-style-type: none"> <li>• Readability</li> <li>• Compiler limitations</li> <li>• Model-to-generated code traceability</li> </ul>
Model Advisor Checks	“Check model file name” (Simulink Check)
See Also	<ul style="list-style-type: none"> <li>• MAB guideline ar_0001: Usable characters for file names</li> <li>• MAB guideline ar_0002: Usable characters for folder names</li> <li>• “Reserved Keywords” (Embedded Coder)</li> </ul>
References	<ul style="list-style-type: none"> <li>• ISO 26262-6, Table 1 (1h) 'Use of naming conventions'</li> <li>• DO-331, Section MB.6.3.2.e - 'Low-level requirements conform to standards'</li> <li>• DO-331, MB.6.3.3.e 'Software architecture conforms to standards'</li> <li>• DCL37-C. Do not declare or define a reserved identifier</li> </ul>
Last Changed	R2021b

ID: Title	hisl_0031: Model file names
Examples	<p><b>Recommended</b></p> <ul style="list-style-type: none"> <li>• My_model.slx</li> </ul> <p><b>Not Recommended</b></p> <ul style="list-style-type: none"> <li>• _My_model.slx</li> <li>• 2018_01_11_model.slx</li> <li>• New.slx</li> </ul>

### hisl\_0032: Model object names

ID: Title	hisl_0032: Model object names
Description	<p>For the following model object names:</p> <ul style="list-style-type: none"> <li>• Signals</li> <li>• Parameters</li> <li>• Blocks</li> <li>• Named Stateflow objects (States, Boxes, Simulink Functions, Graphical Functions, Truth Tables)</li> </ul> <p>Use:</p> <ul style="list-style-type: none"> <li>• These characters: a-z, A-Z, 0-9, and the underscore (_).</li> <li>• Strings that are fewer than 32 characters.</li> </ul> <p>Do not:</p> <ul style="list-style-type: none"> <li>• Start the name with a number.</li> <li>• Use underscores at the beginning or end of a string.</li> <li>• Use more than one consecutive underscore.</li> <li>• Use reserved identifiers.</li> </ul>

ID: Title	<b>hisl_0032: Model object names</b>
Notes	Reserved names: <ul style="list-style-type: none"> <li>• MATLAB keywords</li> <li>• Reserved keywords for C, C++, and code generation. For complete list, see “Reserved Keywords” (Simulink Coder).</li> <li>• int8 , uint8</li> <li>• int16, uint16</li> <li>• int32, uint32</li> <li>• inf, Inf</li> <li>• NaN, nan</li> <li>• eps</li> <li>• intmin, intmax</li> <li>• realmin, realmax</li> <li>• pi</li> <li>• infinity</li> <li>• Nil</li> </ul>
Rationale	<ul style="list-style-type: none"> <li>• Readability</li> <li>• Compiler limitations</li> <li>• Model-to-generated code traceability</li> </ul>
Model Advisor Checks	“Check model object names” (Simulink Check)
See Also	MAB guidelines: <ul style="list-style-type: none"> <li>• jc_0201: Usable characters for subsystem namesM</li> <li>• jc_0211: Usable characters for Inport blocks and Outport block</li> <li>• jc_0231: Usable characters for block names</li> <li>• na_0019: Restricted variable names</li> </ul>
References	<ul style="list-style-type: none"> <li>• MISRA C:2012, Rule 21.2</li> <li>• ISO 26262-6, Table 1 (1h) 'Use of naming conventions'</li> <li>• DO-331, Section MB.6.3.2.e - 'Low-level requirements conform to standards'</li> <li>• DO-331, MB.6.3.3.e 'Software architecture conforms to standards'</li> <li>• DCL37-C. Do not declare or define a reserved identifier</li> </ul>
Last Changed	R2021b



<b>ID: Title</b>	<b>hisl_0032: Model object names</b>
Example	<p data-bbox="360 298 1490 340"><b>Recommended</b></p> <ul data-bbox="360 348 1490 432" style="list-style-type: none"><li data-bbox="360 348 1490 390">• Block name: My_Controller</li><li data-bbox="360 390 1490 432">• Signal name: a_b</li></ul> <p data-bbox="360 449 1490 491"><b>Not Recommended</b></p> <ul data-bbox="360 499 1490 583" style="list-style-type: none"><li data-bbox="360 499 1490 541">• Block name: My Controller</li><li data-bbox="360 541 1490 583">• Signal name: 12a__b</li></ul>



# MISRA C:2012 Compliance Considerations

---

- “Modeling Style” on page 7-2
- “hisl\_0063: Length of user-defined object names to improve MISRA C:2012 compliance” on page 7-9
- “Block Usage” on page 7-11
- “Configuration Settings” on page 7-15
- “Stateflow Chart Considerations” on page 7-17

## Modeling Style

### In this section...

“hisl\_0032: Model object names” on page 7-2

“hisl\_0061: Unique identifiers for clarity” on page 7-4

“hisl\_0062: Global variables in graphical functions” on page 7-7

### hisl\_0032: Model object names

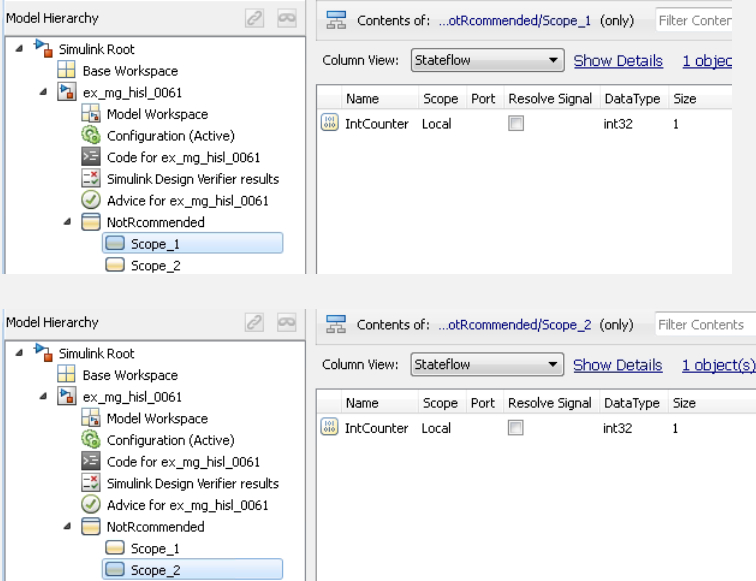
ID: Title	hisl_0032: Model object names
Description	<p>For the following model object names:</p> <ul style="list-style-type: none"> <li>• Signals</li> <li>• Parameters</li> <li>• Blocks</li> <li>• Named Stateflow objects (States, Boxes, Simulink Functions, Graphical Functions, Truth Tables)</li> </ul> <p>Use:</p> <ul style="list-style-type: none"> <li>• These characters: a - z, A - Z, 0 - 9, and the underscore ( _ ).</li> <li>• Strings that are fewer than 32 characters.</li> </ul> <p>Do not:</p> <ul style="list-style-type: none"> <li>• Start the name with a number.</li> <li>• Use underscores at the beginning or end of a string.</li> <li>• Use more than one consecutive underscore.</li> <li>• Use reserved identifiers.</li> </ul>

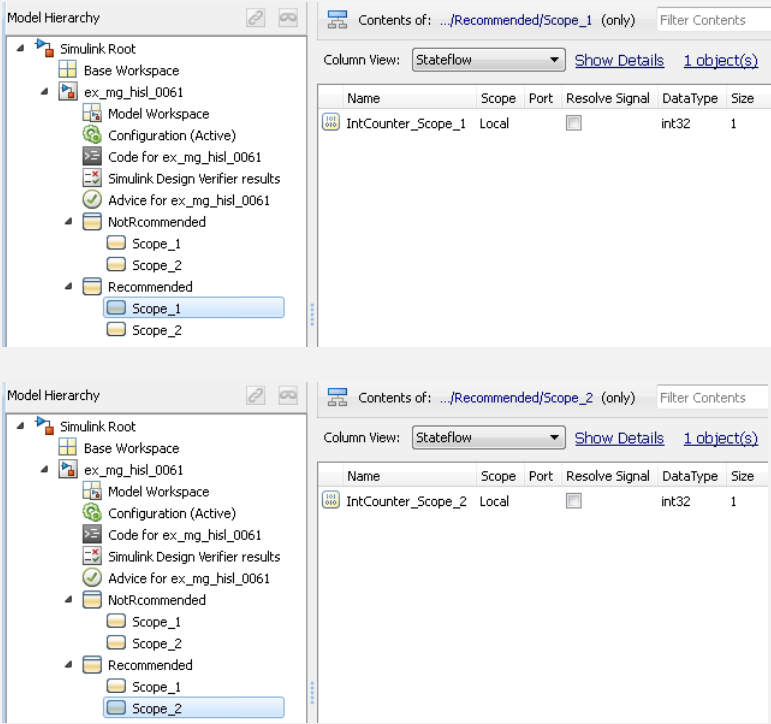
ID: Title	<b>hisl_0032: Model object names</b>
Notes	Reserved names: <ul style="list-style-type: none"> <li>• MATLAB keywords</li> <li>• Reserved keywords for C, C++, and code generation. For complete list, see “Reserved Keywords” (Simulink Coder).</li> <li>• int8 , uint8</li> <li>• int16, uint16</li> <li>• int32, uint32</li> <li>• inf, Inf</li> <li>• NaN, nan</li> <li>• eps</li> <li>• intmin, intmax</li> <li>• realmin, realmax</li> <li>• pi</li> <li>• infinity</li> <li>• Nil</li> </ul>
Rationale	<ul style="list-style-type: none"> <li>• Readability</li> <li>• Compiler limitations</li> <li>• Model-to-generated code traceability</li> </ul>
Model Advisor Checks	“Check model object names” (Simulink Check)
See Also	MAB guidelines: <ul style="list-style-type: none"> <li>• jc_0201: Usable characters for subsystem namesM</li> <li>• jc_0211: Usable characters for Inport blocks and Outport block</li> <li>• jc_0231: Usable characters for block names</li> <li>• na_0019: Restricted variable names</li> </ul>
References	<ul style="list-style-type: none"> <li>• MISRA C:2012, Rule 21.2</li> <li>• ISO 26262-6, Table 1 (1h) 'Use of naming conventions'</li> <li>• DO-331, Section MB.6.3.2.e - 'Low-level requirements conform to standards'</li> <li>• DO-331, MB.6.3.3.e 'Software architecture conforms to standards'</li> <li>• DCL37-C. Do not declare or define a reserved identifier</li> </ul>
Last Changed	R2021b

ID: Title	hisl_0032: Model object names
Example	<p><b>Recommended</b></p> <ul style="list-style-type: none"> <li>Block name: My_Controller</li> <li>Signal name: a_b</li> </ul> <p><b>Not Recommended</b></p> <ul style="list-style-type: none"> <li>Block name: My Controller</li> <li>Signal name: 12a__b</li> </ul>

### hisl\_0061: Unique identifiers for clarity

ID: Title	hisl_0061: Unique identifiers for clarity	
Description	When developing a model:	
	A	Use unique identifiers for Simulink signals.
	B	Define unique identifiers across multiple scopes within a chart.
Notes	The code generator resolves conflicts between identifiers so that symbols in the generated code are unique. The process is called name mangling.	
Rationale	A, B	Improve readability of a graphical model and mapping between identifiers in the model and generated code.
Model Advisor Check	"Check Stateflow charts for uniquely defined data objects" (Simulink Check)	
References	<ul style="list-style-type: none"> <li>DO-331, Section MB.6.3.2.b 'Low-level requirements are accurate and consistent'</li> <li>IEC 61508-3, Table A.3 (2) 'Strongly typed programming language'</li> <li>IEC 61508-3, Table A.3 (3) - Language subset</li> <li>IEC 61508-3, Table A.4 (5) - Design and coding standards</li> <li>IEC 62304, 5.5.3 - Software Unit acceptance criteria</li> <li>ISO 26262-6, Table 1 (1b) - 'Use of language subsets'</li> <li>ISO 26262-6, Table 1 (1c) 'Enforcement of strong typing'</li> <li>ISO 26262-6, Table 1 (1d) - 'Use of defensive implementation techniques'</li> <li>ISO 26262-6, Table 1 (1e) - 'Use of well-trusted design principles'</li> <li>ISO 26262-6, Table 1 (1f) - 'Use of unambiguous graphical representation'</li> <li>ISO 26262-6, Table 1 (1g) - 'Use of style guides'</li> <li>ISO 26262-6, Table 1 (1h) - 'Use of naming conventions'</li> <li>EN 50128, Table A.3 (1) - Defensive Programming</li> <li>EN 50128, Table A.4 (8) 'Strongly Typed Programming Language'</li> <li>EN 50128, Table A.4 (11) - 'Language Subset'</li> <li>EN 50128, Table A.12 (1) 'Coding Standard'</li> <li>EN 50128, Table A.12 (2) 'Coding Style Guide'</li> </ul>	
See Also	"Code Appearance" (Simulink Coder)	
Last Changed	R2017b	



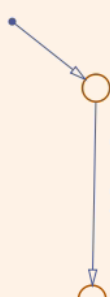
ID: Title	hisl_0061: Unique identifiers for clarity
Examples	<p data-bbox="402 296 659 327"><b>Not Recommended</b></p> <p data-bbox="402 352 1369 415">In the following example, two states Scope_1 and Scope_2 use local identifier IntCounter.</p> <div data-bbox="428 443 1289 982" style="border: 1px dashed gray; padding: 10px; margin: 10px 0;"> <p data-bbox="440 499 521 527">Scope_1 <span style="float: right;">1</span></p> <p data-bbox="440 527 781 554">% IntCounter is defined at this scope</p> <p data-bbox="440 554 488 581">entry:</p> <p data-bbox="440 581 651 609">IntCounter = int32(0);</p> <p data-bbox="440 609 505 636">during:</p> <p data-bbox="440 636 1000 663">Chart_Level_Output_S1 = Chart_Level_Input + IntCounter;</p> <p data-bbox="440 663 773 690">IntCounter = IntCounter + int32(1);</p> </div> <div data-bbox="428 730 1289 957" style="border: 1px dashed gray; padding: 10px; margin: 10px 0;"> <p data-bbox="440 741 521 768">Scope_2 <span style="float: right;">2</span></p> <p data-bbox="440 768 781 795">% IntCounter is defined at this scope</p> <p data-bbox="440 795 488 823">entry:</p> <p data-bbox="440 823 651 850">IntCounter = int32(0);</p> <p data-bbox="440 850 505 877">during:</p> <p data-bbox="440 877 1000 905">Chart_Level_Output_S2 = Chart_Level_Input + IntCounter;</p> <p data-bbox="440 905 773 932">IntCounter = IntCounter + int32(1);</p> </div> <p data-bbox="402 1016 1341 1050">The identifier IntCounter is defined for two states, Scope_1 and Scope_2.</p>  <p>The top screenshot shows the Model Hierarchy with Scope_1 selected. The Contents window for Scope_1 shows a table with one entry: IntCounter, Local, Resolve Signal, int32, 1.</p> <p>The bottom screenshot shows the Model Hierarchy with Scope_2 selected. The Contents window for Scope_2 shows a table with one entry: IntCounter, Local, Resolve Signal, int32, 1.</p>

ID: Title	hisl_0061: Unique identifiers for clarity
	<p><b>Recommended</b></p> <p>To clarify the model, create unique identifiers. In the following example, state Scope_1 uses local identifier IntCounter_Scope_1. State Scope_2 uses local identifier IntCounter_Scope_2.</p> <div style="border: 1px dashed gray; padding: 10px; margin: 10px 0;"> <p><b>Scope_1</b>          % IntCounter_Scope_1 is defined at this scope          entry:            IntCounter_Scope_1 = int32(0);          during:            Chart_Level_Output_S1 = Chart_Level_Input + IntCounter_Scope_1;            IntCounter_Scope_1 = IntCounter_Scope_1 + int32(1);</p> </div> <div style="border: 1px dashed gray; padding: 10px; margin: 10px 0;"> <p><b>Scope_2</b>          % IntCounter_Scope_2 is defined at this scope          entry:            IntCounter_Scope_2 = int32(0);          during:            Chart_Level_Output_S2 = Chart_Level_Input + IntCounter_Scope_2;            IntCounter_Scope_2 = IntCounter_Scope_2 + int32(1);</p> </div> <p>The identifier IntCounter_Scope_1 is defined for state Scope_1. Identifier IntCounter_Scope_2 is defined for Scope_2.</p> 



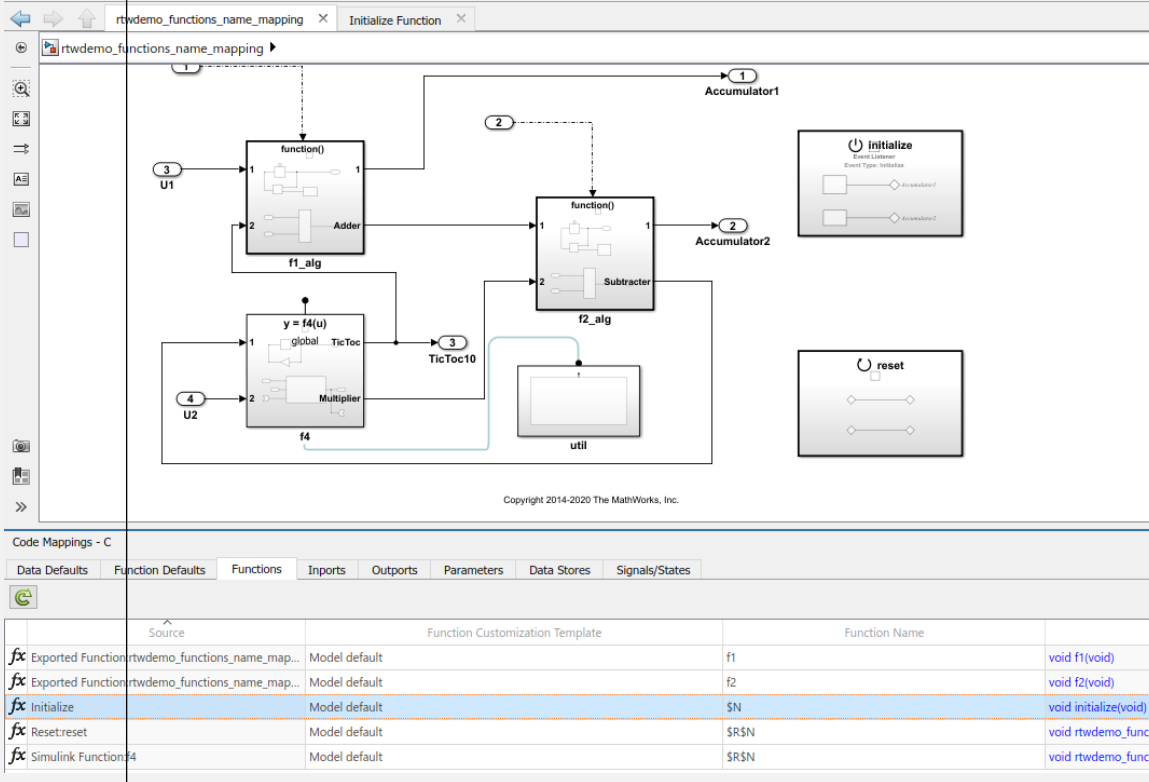
**hisl\_0062: Global variables in graphical functions**

<b>ID: Title</b>	<b>hisl_0062: Global variables in graphical functions</b>
Description	For data with a global scope used in a function, do not use the data in the calling expression if a value is assigned to the data in that function.
Rationale	Enhance readability of a model by removing ambiguity in the values of global variables.
Model Advisor Checks	"Check global variables in graphical functions" (Simulink Check)
References	<ul style="list-style-type: none"> <li>• IEC 61508-3, Table A.3 (3) 'Language subset'</li> <li>• IEC 61508-3, Table A.4 (4) 'Modular approach'</li> <li>• IEC 61508-3, A.4 (5) 'Design and coding standards'</li> <li>• IEC 62304, 5.5.3 - Software Unit acceptance criteria</li> <li>• ISO 26262-6, Table 1 (1b) 'Use of language subsets'</li> <li>• ISO 26262-6, Table 1 (1f) 'Use of unambiguous graphical representation'</li> <li>• ISO 26262-6, Table 1 (1h) 'Use of naming conventions'</li> <li>• EN 50128, Table A.4 (11) 'Language Subset'</li> <li>• EN 50128, Table A.12 (1) 'Coding Standard'</li> <li>• EN 50128, Table A.12 (2) 'Coding Style Guide'</li> <li>• DO-331, Section MB.6.3.2.g 'Algorithms are accurate'</li> <li>• MISRA C:2012, Rule 13.2</li> <li>• MISRA C:2012, Rule 13.5</li> <li>• EXP30-C. Do not depend on the order of evaluation for side effects</li> </ul>
Last Changed	R2021b

ID: Title	hisl_0062: Global variables in graphical functions
Examples	<p>Consider a graphical function graphicalFunction that modifies the global data G.</p> <div data-bbox="505 411 940 758" style="border: 1px solid black; padding: 5px; margin-bottom: 10px;"> <pre>function y = graphicalFunction(u) {   y = 2 * u + G;   G = G + 1; }</pre>  </div> <p><b>Recommended</b></p> <div data-bbox="493 863 1109 1220" style="border: 1px solid black; padding: 5px; margin-bottom: 10px;"> <pre>function y = graphicalFunction(u)</pre>  <pre>{   Y = graphicalFunction(U);   Y = Y + G; }</pre> </div> <p><b>Not Recommended</b></p> <div data-bbox="493 1314 1109 1671" style="border: 1px solid black; padding: 5px;"> <pre>function y = graphicalFunction(u)</pre>  <pre>{   Y = graphicalFunction(U) + G; }</pre> </div>

## hisl\_0063: Length of user-defined object names to improve MISRA C:2012 compliance

<b>ID: Title</b>	<b>hisl_0063: Length of user-defined object names to improve MISRA C:2012 compliance</b>	
Description	To improve MISRA C:2012 compliance of generated code, use configuration parameter <b>Maximum identifier length</b> (MaxIdLength) to limit the length of user defined names.	
	<b>Note</b> The default of Maximum identifier length is 31.	
	A	For Subsystem blocks with parameter <b>Function name options</b> set to <b>User specified</b> , limit the length of function names to be equal to or less than the value specified in <b>Maximum identifier length</b> .
	B	Limit the length of data object names to be equal to or less than the value specified in <b>Maximum identifier length</b> : <ul style="list-style-type: none"> <li>• Simulink.AliasType</li> <li>• Simulink.NumericType</li> <li>• Simulink.Variant</li> <li>• Simulink.Bus</li> <li>• Simulink.BusElement</li> <li>• Simulink.IntEnumType</li> </ul>
	C	When using these storage classes, limit the length of signal and parameter names to be equal to or less than the value specified in <b>Maximum identifier length</b> : <ul style="list-style-type: none"> <li>• Exported Global</li> <li>• Imported Extern</li> <li>• Imported Extern Pointer</li> <li>• Custom storage class</li> </ul>
<b>Note</b> If specified, this includes the length of the <b>Identifier</b> name.		
Rationale	Length in the generated code can result in a MISRAC:2012 violation.	
Model Advisor Checks	"Check for length of user-defined object names" (Simulink Check)	

ID: Title	hisl_0063: Length of user-defined object names to improve MISRA C:2012 compliance																								
References	<ul style="list-style-type: none"> <li>• ISO 26262-6, Table 6 (1d) - No multiple use of variable names</li> <li>• DO-331, Section MB.6.3.2.e - 'Low-level requirements conform to standards'</li> <li>• DO-331, MB.6.3.3.e 'Software architecture conforms to standards'</li> <li>• MISRA C:2012, Rule 5.1</li> <li>• MISRA C:2012, Rule 5.2</li> <li>• MISRA C:2012, Rule 5.3</li> <li>• MISRA C:2012, Rule 5.4</li> <li>• MISRA C:2012, Rule 5.5</li> </ul>																								
Prerequisites	"hisl_0060: Configuration parameters that improve MISRA C:2012 compliance" on page 7-15																								
Last Changed	R2021a																								
Examples	<p>You can limit the function name length to be equal to or less than the specified value using <b>Code mappings</b>. This can be used to avoid violation of MISRA rules.</p>																								
 <p>The screenshot displays a Simulink model window titled 'rtwdemo_functions_name_mapping'. The main workspace shows a block diagram with several functional blocks: 'Adder' (labeled 'f1_alg'), 'Subtractor' (labeled 'f2_alg'), 'Multiplier' (labeled 'f4'), 'TicToc' (labeled 'TicToc10'), 'Accumulator1', 'Accumulator2', 'initialize', and 'reset'. Each block has numbered input and output ports. Below the diagram is a 'Code Mappings - C' window with tabs for 'Data Defaults', 'Function Defaults', 'Functions', 'Inports', 'Outputs', 'Parameters', 'Data Stores', and 'Signals/States'. The 'Functions' tab is active, showing a table of function mappings.</p> <table border="1" data-bbox="337 1486 1479 1738"> <thead> <tr> <th>Source</th> <th>Function Customization Template</th> <th>Function Name</th> <th>Function Preview</th> </tr> </thead> <tbody> <tr> <td>fx Exported Function rtwdemo_functions_name_map...</td> <td>Model default</td> <td>f1</td> <td>void f1(void)</td> </tr> <tr> <td>fx Exported Function rtwdemo_functions_name_map...</td> <td>Model default</td> <td>f2</td> <td>void f2(void)</td> </tr> <tr> <td>fx Initialize</td> <td>Model default</td> <td>\$N</td> <td>void initialize(void)</td> </tr> <tr> <td>fx Resetreset</td> <td>Model default</td> <td>\$RSN</td> <td>void rtwdemo_functions_name_mapping_reset</td> </tr> <tr> <td>fx Simulink Function f4</td> <td>Model default</td> <td>\$RSN</td> <td>void rtwdemo_functions_name_mapping_f4(rtu</td> </tr> </tbody> </table>		Source	Function Customization Template	Function Name	Function Preview	fx Exported Function rtwdemo_functions_name_map...	Model default	f1	void f1(void)	fx Exported Function rtwdemo_functions_name_map...	Model default	f2	void f2(void)	fx Initialize	Model default	\$N	void initialize(void)	fx Resetreset	Model default	\$RSN	void rtwdemo_functions_name_mapping_reset	fx Simulink Function f4	Model default	\$RSN	void rtwdemo_functions_name_mapping_f4(rtu
Source	Function Customization Template	Function Name	Function Preview																						
fx Exported Function rtwdemo_functions_name_map...	Model default	f1	void f1(void)																						
fx Exported Function rtwdemo_functions_name_map...	Model default	f2	void f2(void)																						
fx Initialize	Model default	\$N	void initialize(void)																						
fx Resetreset	Model default	\$RSN	void rtwdemo_functions_name_mapping_reset																						
fx Simulink Function f4	Model default	\$RSN	void rtwdemo_functions_name_mapping_f4(rtu																						

## Block Usage

<b>In this section...</b>
“hisl_0020: Blocks not recommended for MISRA C:2012 compliance” on page 7-11
“hisl_0101: Avoid operations that result in dead logic to improve code compliance” on page 7-12
“hisl_0102: Data type of loop control variables to improve MISRA C:2012 compliance” on page 7-14

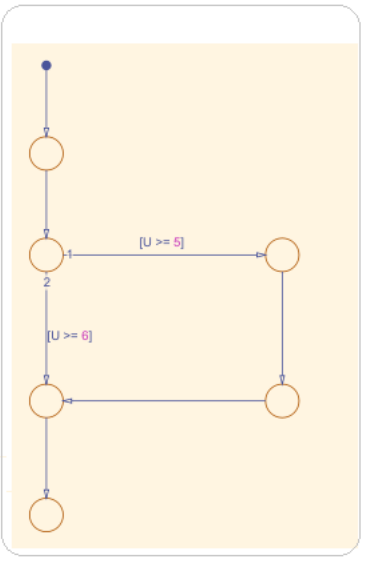
### hisl\_0020: Blocks not recommended for MISRA C:2012 compliance

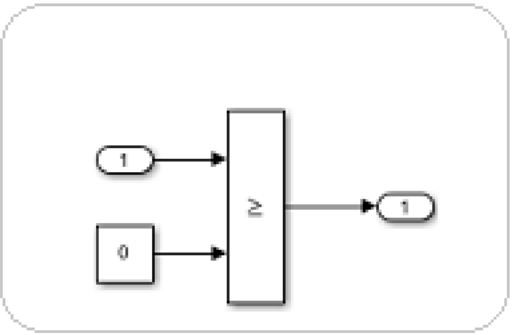
ID: Title	hisl_0020: Blocks not recommended for MISRA C:2012 compliance	
Description	To improve MISRA C:2012 compliance of the generated code:	
	A	Use only blocks that support code generation, as documented in the Simulink Block Support Table.
	B	Do not use blocks that are listed as “Not recommended for production code” in the Simulink Block Support Table.
	C	Do not use Lookup Table blocks using cubic spline interpolation or extrapolation methods. Specific blocks are: <ul style="list-style-type: none"> <li>• 1-D Lookup Table</li> <li>• 2-D Lookup Table</li> <li>• n-D Lookup Table</li> </ul>
	D	Do not use deprecated Lookup Table blocks. The deprecated Lookup Table blocks are Lookup and Lookup2D.
	E	Do not use S-Function Builder blocks in the model or subsystem.
	F	Do not use From Workspace blocks in the model or subsystem.
	G	Do not use these String blocks in the model or subsystem: <ul style="list-style-type: none"> <li>• Compose String</li> <li>• Scan String</li> <li>• String to Single</li> <li>• String to Double</li> <li>• To String</li> </ul>
Notes	If you follow this and other modeling guidelines, you can eliminate model constructs that are not suitable for C/C++ production code generation, at the same time, increase the likelihood of generating code that complies with the MISRA C:2012 standard.	
	Use the Block Support Table block to view the Block Support Table. Blocks with the footnote (4) in the Block Support Table are classified as “Not recommended for production code”.	
Rationale	A, B, C, D, E, F, G	Improve quality and MISRA C:2012 compliance of the generated code.

ID: Title	<b>hisl_0020: Blocks not recommended for MISRA C:2012 compliance</b>
Model Advisor Checks	For A,B,C, D, E, F, and G: "Check for blocks not recommended for MISRA C:2012" (Simulink Check)  For A and B: "Check for blocks not recommended for C/C++ production code deployment" (Simulink Check)
References	<ul style="list-style-type: none"> <li>• DO-331, Section MB.6.3.2.b 'Low-level requirements are accurate and consistent'</li> <li>• DO-331, Section MB.6.3.2.e 'Low-level requirements conform to standards'</li> <li>• DO-331, Section MB.6.3.4.d 'Source code conforms to standards'</li> <li>• IEC 61508-3, Table A.3 (3) - Language subset</li> <li>• IEC 62304, 5.5.3 - Software Unit acceptance criteria</li> <li>• ISO 26262-6, Table 1 (1b) - Use of language subsets</li> <li>• EN 50128, Table A.4 (11) - Language Subset</li> <li>• MISRA C: 2012</li> </ul>
Last Changed	R2018b

### **hisl\_0101: Avoid operations that result in dead logic to improve code compliance**

ID: Title	<b>hisl_0101: Avoid operations that result in dead logic to improve code compliance</b>
Description	To improve the compliance of generated code, avoid operations that result in dead code or unreachable code.
Rationale	Enhance clarity and prevention of dead code.
Model Advisor Checks	"Check for unreachable and dead code" (Simulink Check)
References	<ul style="list-style-type: none"> <li>• DO-331, Section MB.6.3.2.b - 'Low-level requirements are accurate and consistent'</li> <li>• DO-331, Section MB.6.3.2.d - 'Low-level requirements are verifiable'</li> <li>• ISO 26262-6, Table 1 (1e) - Use of well-trusted design principles</li> <li>• ISO 26262-6, Table 6 (1h) - No hidden data flow or control flow</li> <li>• MISRA C:2012, Rule 14.3</li> </ul> <p style="text-align: center;">MISRA C:2012, Rule 2.1</p>
Last Changed	R2022a

ID: Title	hisl_0101: Avoid operations that result in dead logic to improve code compliance
Example	<p><b>Not Recommended:</b></p> <p>The following examples displays operations that result in dead code or unreachable code.</p> <p>Stateflow:</p>  <p>MATLAB function:</p> <pre data-bbox="406 1197 893 1701"> <b>Matlab function blocks and Embedded Matlab fcn</b> function y = fcn(u)      if u &gt;= 0         y = u;     else         y = uint8(10);     end end </pre> <p>Simulink:</p>

ID: Title	hisl_0101: Avoid operations that result in dead logic to improve code compliance
	 <p>The diagram shows a logic block with a greater-than-or-equal-to symbol (<math>\geq</math>). It has two input ports: the top one is labeled '1' and the bottom one is labeled '0'. An arrow points from the '1' input to the block, and another arrow points from the '0' input to the block. A single output arrow points from the right side of the block to an oval labeled '1'. This represents a condition that is always true, leading to dead logic.</p>

**hisl\_0102: Data type of loop control variables to improve MISRA C:2012 compliance**

ID: Title	hisl_0102: Data type of loop control variables to improve MISRA C:2012 compliance
Description	<p>To improve MISRA C:2012 compliance of generated code, use integer data type for variables that are used as loop control counter variables in:</p> <ul style="list-style-type: none"> <li>• For loops constructed in Stateflow and MATLAB.</li> <li>• For Iterator blocks.</li> </ul>
Rationale	<p>Improve MISRA C:2012 compliance of the generated code.</p>
Model Advisor Checks	<p>"Check data type of loop control variables" (Simulink Check)</p>
References	<ul style="list-style-type: none"> <li>• ISO 26262-6, Table 1 (1c) - Enforcement of strong typing</li> <li>• DO-331, Section MB.6.3.2.g - 'Algorithms are accurate'</li> <li>• MISRA C:2012, Rule 14.1</li> </ul>
Last Changed	<p>R2018a</p>



## Configuration Settings

### hisl\_0060: Configuration parameters that improve MISRA C:2012 compliance

ID: Title	hisl_0060: Configuration parameters that improve MISRA C:2012 compliance
Description	<p>Set these model configuration parameters as specified:</p> <ul style="list-style-type: none"> <li>• <b>System target file</b> as an ERT-based target</li> <li>• <b>Use division for fixed-point net slope computation</b> to On or Use division for reciprocals of integers only.</li> <li>• <b>Inf or NaN block output</b> to warning or error.</li> <li>• <b>Model Verification block enabling</b> to Disable All</li> <li>• <b>Undirected event broadcasts</b> to error.</li> <li>• <b>Wrap on overflow</b> to warning or error.</li> <li>• <b>Production hardware signed integer division rounds to</b> to Zero or Floor</li> <li>• <b>Compile-time recursion limit for MATLAB functions</b> to 0.</li> <li>• <b>Casting Modes</b> to Standards Compliant.</li> <li>• <b>Code replacement library</b> to None or AUTOSAR 4.0</li> <li>• <b>Maximum identifier length</b> to the implementation dependent limit. The default is 31.</li> <li>• <b>Parentheses level</b> to Standards(Parentheses for Standards Compliance) or Maximum(Specify precedence with parentheses).</li> <li>• <b>Shared code placement</b> to Shared location.</li> <li>• <b>Language standard</b> to C89/C90 (ANSI) or C99 (ISO), depending on the toolchain.</li> <li>• <b>Bitfield declarator type specifier</b> to uint_T when any of these parameters are selected: <ul style="list-style-type: none"> <li>• <b>Pack Boolean data into bitfields</b></li> <li>• <b>Use bitsets for storing state configuration</b></li> <li>• <b>Use bitsets for storing Boolean data</b></li> </ul> </li> </ul> <p>Select (on) these configuration parameters:</p> <ul style="list-style-type: none"> <li>• <b>Include Comments</b></li> <li>• <b>MATLAB user comments</b></li> <li>• <b>Preserve static keyword in function declarations</b> (Select only when configuration parameter <b>File packaging format</b> is set to Compact or CompactWithDataFile.)</li> </ul> <p>Deselect (off) these configuration parameters:</p> <ul style="list-style-type: none"> <li>• <b>Shift right on a signed integer as arithmetic shift</b></li> <li>• <b>Dynamic memory allocation in MATLAB functions</b></li> </ul>

ID: Title	<b>hisl_0060: Configuration parameters that improve MISRA C:2012 compliance</b>
	<ul style="list-style-type: none"> <li>• <b>Enable run-time recursion for MATLAB functions</b></li> <li>• <b>External mode</b></li> <li>• <b>Generate shared constants</b></li> <li>• <b>MAT-file logging</b></li> <li>• <b>Replace multiplications by powers of two with signed bitwise shifts</b></li> <li>• <b>Support complex numbers</b> (Only if you do not need complex number support)</li> <li>• <b>Support continuous time</b></li> <li>• <b>Support non-finite numbers</b></li> <li>• <b>Support non-inlined S-functions</b></li> <li>• <b>Use dynamic memory allocation for model initialization</b> (Keep this parameter selected only when configuration parameter <b>Code Interface Packaging</b> is set to Reusable Function.</li> </ul>
Rationale	Improve MISRA C:2012 compliance of the generated code.
Model Advisor Checks	<p>For High-Integrity System Modeling, see “Check configuration parameters for MISRA C:2012” (Simulink Check).</p> <p>For Modeling Guidelines for MISRA C:2012, see “Check configuration parameters for MISRA C:2012” (Simulink Check)</p>
References	<ul style="list-style-type: none"> <li>• IEC 61508-3, Table A.3 (3) 'Language subset'</li> <li>• ISO 26262-6, Table 1 (1b) 'Use of language subsets'</li> <li>• EN 50128, Table A.4 (11) 'Language Subset'</li> <li>• MISRA C:2012</li> <li>• EXP33-C. Do not read uninitialized memory</li> <li>• DO-331, Section MB 6.3.2.b 'Low-level requirements are accurate and consistent'</li> <li>• DO-331, Section MB.6.3.2.c 'Low-level requirements are compatible with target computer'</li> <li>• DO-331, Section MB.6.3.2.e - 'Low-level requirements conform to standards'</li> <li>• DO-331, Section MB.6.3.2.g - 'Algorithms are accurate'</li> <li>• DO-331, Section MB.6.3.3.b - Software architecture is consistent</li> <li>• DO-331 MB.6.3.3.c 'Compatibility with Target Computer'</li> <li>• DO-331, Section MB.6.3.3.d 'Software architecture is verifiable'</li> <li>• DO-331, MB.6.3.3.e 'Software architecture conforms to standards'</li> </ul>
Last Changed	R2021b

## Stateflow Chart Considerations

### In this section...

“hisf\_0065: Type cast operations in Stateflow to improve code compliance” on page 7-17

“hisf\_0211: Protect against use of unary operators in Stateflow Charts to improve code compliance” on page 7-17

### hisf\_0065: Type cast operations in Stateflow to improve code compliance

ID: Title	hisf_0065: Type cast operations in Stateflow to improve code compliance
Description	In Stateflow charts that use the C action language, use the := notation to protect against Stateflow casting integer and fixed-point calculations to wider data types than the input data types.
Note	If you follow this and other modeling guidelines, you increase the likelihood of generating code that complies with the coding standards.
Rationale	To avoid implicit casts in the generated code that might violate coding standards.
Model Advisor Checks	“Check assignment operations in Stateflow Charts” (Simulink Check)
References	<ul style="list-style-type: none"> <li>• DO-331 Section MB.6.3.2.b 'Low-level requirements are accurate and consistent'</li> <li>• IEC 61508-3, Table A.3 (2) Strongly typed programming language</li> <li>• IEC 61508-3, Table A.4 (3) Defensive programming</li> <li>• IEC 62304, 5.5.3 - Software Unit acceptance criteria</li> <li>• ISO 26262-6, Table 1 (1b) Use of language subsets</li> <li>• ISO 26262-6, Table 1 (1c) Enforcement of strong typing</li> <li>• ISO 26262-6, Table 1 (1d) Use of defensive implementation techniques</li> <li>• EN 50128, Table A.4 (8) Strongly Typed Programming Language</li> <li>• EN 50128, Table A.3 (1) Defensive Programming</li> <li>• MISRA C:2012, Rule 10.1</li> <li>• MISRA C:2012, Rule 12.2</li> </ul>
Prerequisites	“hisf_0060: Configuration parameters that improve MISRA C:2012 compliance” on page 7-15
Last Changed	R2021a

### hisf\_0211: Protect against use of unary operators in Stateflow Charts to improve code compliance

ID: Title	hisf_0211: Protect against use of unary operators in Stateflow Charts to improve code compliance
Description	To improve code compliance of the generated code:
	A Do not use unary minus operators on unsigned data types.
Note	The MATLAB and C action languages do not restrict the use of unary minus operators on unsigned expressions.

<b>ID: Title</b>	<b>hisf_0211: Protect against use of unary operators in Stateflow Charts to improve code compliance</b>
Rationale	Improve code compliance of the generated code.
Model Advisor Checks	“Check Stateflow charts for unary operators” (Simulink Check)
References	<ul style="list-style-type: none"> <li>• DO-331 Section MB.6.3.1.b 'High-level requirements are accurate and consistent'</li> <li>• DO-331 Section MB.6.3.2.b 'Low-level requirements are accurate and consistent'</li> <li>• IEC 61508-3, Table A.3 (2) Strongly typed programming language</li> <li>• IEC 61508-3, Table A.4 (3) Defensive programming</li> <li>• IEC 62304, 5.5.3 - Software Unit acceptance criteria</li> <li>• ISO 26262-6, Table 1 (1b) Use of language subsets</li> <li>• ISO 26262-6, Table 1 (1c) Enforcement of strong typing</li> <li>• ISO 26262-6, Table 1 (1d) Use of defensive implementation techniques</li> <li>• EN 50128, Table A.4 (8) Strongly Typed Programming Language</li> <li>• EN 50128, Table A.3 (1) Defensive Programming</li> <li>• MISRA C:2012, Rule 10.1</li> </ul>
Last Changed	R2017b

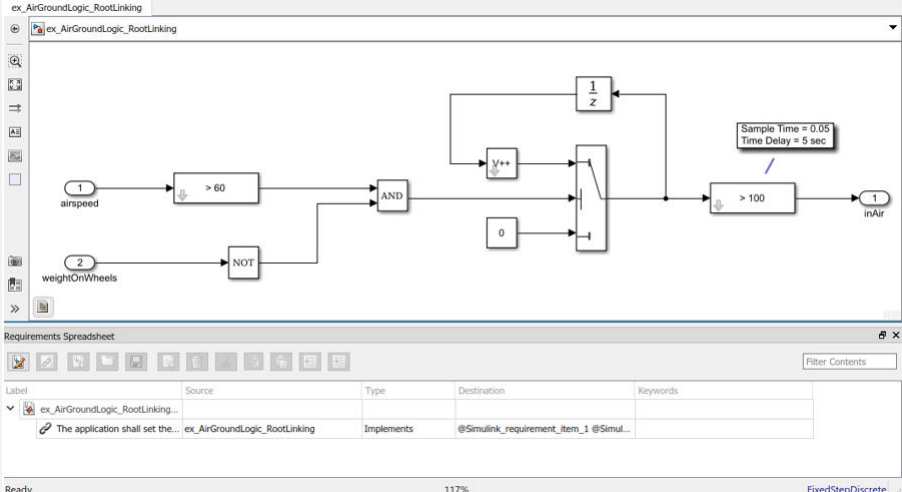
# Requirements Considerations

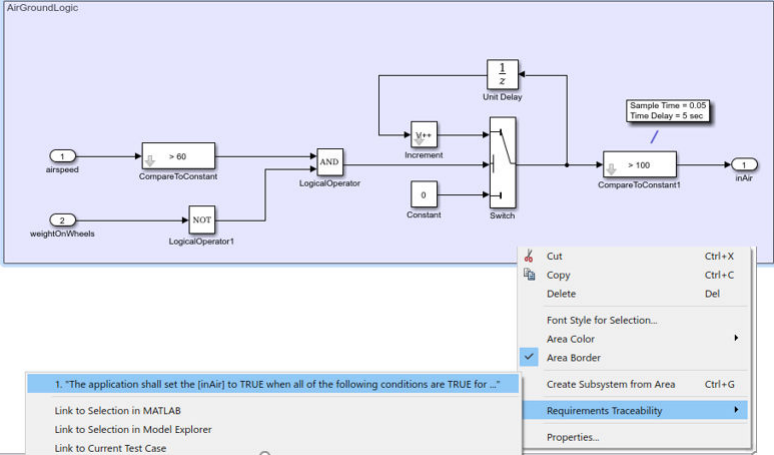
---

## Requirement Considerations

### hisl\_0070: Placement of requirement links in a model

ID: Title	hisl_0070: Placement of requirement links in a model							
Description	<p>Establish bidirectional traceability between model requirements and the model elements that are used to implement the requirement. A single element or combination of elements can link to requirements.</p> <p>When linking requirements, follow these guidelines.</p> <table border="1" data-bbox="402 617 1481 905"> <tr> <td data-bbox="402 617 495 722">A</td> <td data-bbox="500 617 1481 722">Apply requirement links to the lowest level component of model elements. Model elements that do not impact the model's behavior or the generated code are exempt from requirement linking. See Notes for additional information.</td> </tr> <tr> <td data-bbox="402 728 495 833">B</td> <td data-bbox="500 728 1481 833">At the project level, define the maximum number of unique requirement links associated with each component. A minimum of one requirement link is required.</td> </tr> <tr> <td data-bbox="402 840 495 905">C</td> <td data-bbox="500 840 1481 905">At the project level, define the maximum number of child model elements for each linked component.</td> </tr> </table>		A	Apply requirement links to the lowest level component of model elements. Model elements that do not impact the model's behavior or the generated code are exempt from requirement linking. See Notes for additional information.	B	At the project level, define the maximum number of unique requirement links associated with each component. A minimum of one requirement link is required.	C	At the project level, define the maximum number of child model elements for each linked component.
A	Apply requirement links to the lowest level component of model elements. Model elements that do not impact the model's behavior or the generated code are exempt from requirement linking. See Notes for additional information.							
B	At the project level, define the maximum number of unique requirement links associated with each component. A minimum of one requirement link is required.							
C	At the project level, define the maximum number of child model elements for each linked component.							
Notes	<p>Use Requirements Toolbox™ to trace between the model and the requirements from which the model was developed. Apply user tags (Requirements Toolbox) to define model elements as derived and/or safety requirements.</p> <p>To reduce the number of requirements that are linked to a model, apply requirements at the component-level. A component contains a group of model elements, for example:</p> <ul style="list-style-type: none"> <li>• In Simulink, a component is a top-level block diagram, subsystem, MATLAB function, or area annotation.</li> <li>• In Stateflow, a component is a chart, superstate, box, Simulink function, graphical function, Simulink State, MATLAB Function, or Truth Table.</li> <li>• In MATLAB, a component is a function.</li> <li>• In System Composer, a Component is an Adapter or a Component block.</li> </ul> <p>Components that contain <i>only</i> these model elements are exempt from requirement linking:</p> <ul style="list-style-type: none"> <li>• Model Info, DocBlock, or System Requirements blocks</li> <li>• Area annotations</li> <li>• Model element with requirement links</li> <li>• Commented out model elements</li> </ul> <p>When a linked component contains a nonexempt child model element, the child implements the associated requirement either in part or whole.</p>							
Rationale	A	Establishing requirement links at the component level captures the relationship of model elements. In addition, maintainability improves because the need to update requirement links for minor logic changes is reduced.						
	B, C	Support requirement change impact analysis.						
Model Advisor Check	"Check for model elements that do not link to requirements" (Simulink Check)							

ID: Title	hisl_0070: Placement of requirement links in a model															
References	<ul style="list-style-type: none"> <li>• DO-331, Section MB.6.3.2.f - 'Low-level requirements trace to high-level requirements'</li> <li>• IEC 61508-3, Table A.2 (12) - 'Computer-aided specification and design tools'</li> <li>• IEC 61508-3, Table A.2 (9) - 'Forward traceability between the software safety requirements specification and software architecture'</li> <li>• IEC 61508-3, Table A.2 (10) - 'Backward traceability between the software safety requirements specification and software architecture'</li> <li>• IEC 61508-3, Table A.4 (8) - 'Forward traceability between the software safety requirements specification and software design'</li> <li>• IEC 61508-3, Table A.8 (1) - 'Impact analysis'</li> <li>• IEC 62304, 5.2 - 'Software requirements analysis'</li> <li>• IEC 62304, 7.4.2 - 'Analyze impact of software changes on existing risk control measures'</li> <li>• ISO 26262-6, Table 2 (1a) - 'Natural language'</li> <li>• ISO 26262-6, Table 3 (1b) - 'Restricted size and complexity of software components'</li> <li>• ISO 26262-6, Table 5 (1a) - Natural language</li> <li>• ISO 26262-6: 7.4.2.a - The verifiability of the software architectural design</li> <li>• ISO 26262-8: 8.4.3 Change request analysis</li> <li>• EN 50128, Table A.3 (23) - 'Modeling supported by computer aided design and specification tools'</li> <li>• EN 50128, Table D.58 - Traceability</li> <li>• EN 50128, Table A.10 (1) - 'Impact Analysis'</li> </ul>															
See Also	"Requirements Traceability" (Requirements Toolbox)															
Last Changed	R2021a															
Examples	<p><b>Recommended: Requirement links on parent component</b></p> <p>Requirement link placed at the top level model with no subsystems.</p>  <table border="1" data-bbox="402 1564 1295 1711"> <thead> <tr> <th>Label</th> <th>Source</th> <th>Type</th> <th>Destination</th> <th>Keywords</th> </tr> </thead> <tbody> <tr> <td>ex_AirGroundLogic_RootLinking...</td> <td></td> <td></td> <td></td> <td></td> </tr> <tr> <td></td> <td>The application shall set the...</td> <td>Implements</td> <td>@Simulink_requirement_item_1 @Simul...</td> <td></td> </tr> </tbody> </table>	Label	Source	Type	Destination	Keywords	ex_AirGroundLogic_RootLinking...						The application shall set the...	Implements	@Simulink_requirement_item_1 @Simul...	
Label	Source	Type	Destination	Keywords												
ex_AirGroundLogic_RootLinking...																
	The application shall set the...	Implements	@Simulink_requirement_item_1 @Simul...													

ID: Title	hisl_0070: Placement of requirement links in a model
	<p><b>Recommended: Requirement links placed on area annotation</b></p> <p>Requirement link placed on an area annotation.</p>  <p>The screenshot shows a Simulink model titled 'AirGroundLogic'. It features two input ports: 'airSpeed' (labeled '1') and 'weightOnWheels' (labeled '2'). The 'airSpeed' signal passes through a 'CompareToConstant' block with a value of 60. The 'weightOnWheels' signal passes through a 'NOT' block. The outputs of these two blocks are connected to an 'AND' block. The output of the 'AND' block goes to an 'Increment' block, which is also connected to a 'Switch' block. The 'Switch' block has a 'Constant' block with the value 0 as its other input. The output of the 'Switch' block goes through a 'Unit Delay' block. The output of the 'Unit Delay' block goes to another 'CompareToConstant' block with a value of 100. The output of this block is 'inAir'. A requirement link is placed on the area annotation of the 'CompareToConstant' block with the value 100. The requirement text is: '1. "The application shall set the [inAir] to TRUE when all of the following conditions are TRUE for ...". Below the requirement text are links: 'Link to Selection in MATLAB', 'Link to Selection in Model Explorer', and 'Link to Current Test Case'. A context menu is open over the requirement link, showing options: 'Cut (Ctrl+X)', 'Copy (Ctrl+C)', 'Delete (Del)', 'Font Style for Selection...', 'Area Color', 'Area Border' (checked), 'Create Subsystem from Area (Ctrl+G)', 'Requirements Traceability', and 'Properties...'.</p>